



**LegalMetric District Report
California Central District Court
in Securities Cases**

January 2005-March 2015

This report contains confidential and proprietary information of LegalMetric, Inc. Use of this information by anyone other than the purchaser or, if the purchaser is a law firm, the purchaser's client, or disclosure of this information to persons other than the purchaser or, if the purchaser is a law firm, the purchaser's client, without the consent of LegalMetric, Inc. is prohibited.

The information contained in this report is obtained from the official docket records of the federal courts. No attempt has been made to correct that data. For example, cases may be misclassified in the official docket records. In addition, cases are classified only by the primary cause of action. Cases having multiple causes of action are analyzed only under the primary cause of action identified on the official court docket.

LegalMetric, Inc. is not a law firm, does not provide legal advice, and is not engaged in the practice of law. No attorney-client relationship exists between LegalMetric, Inc. and any user of its products. LegalMetric provides statistical and analytical information to anyone who desires to purchase that information. Any purchaser of LegalMetric products who wants legal advice should hire an attorney.

Overview

This report covers the securities cases of the active judges in the California Central District Court as of March 2015 (the date of the most recent LegalMetric docket download for this court). Cases of inactive judges are not included.

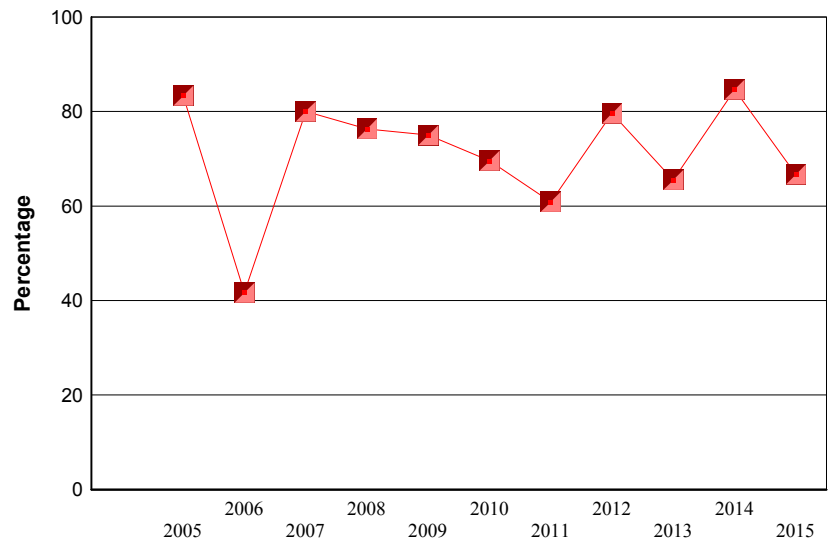
The number of cases, judgments, contested judgments, and trials for this court are shown below.

	Number
Total Cases	1483
Open Cases	576
Closed Cases	907
Judgments	271
Contested Judgmnts	105
Trials	7
Bench	4
Jury	3

The overall win rate, contested win rate, and trial win rate for the plaintiff are shown below. Note that contested win rate does not include consent and default judgments.

	Pltf. Win Rate
Overall	70.3
Contested	29.0
Trial	35.7
Bench	25.0
Jury	50.0

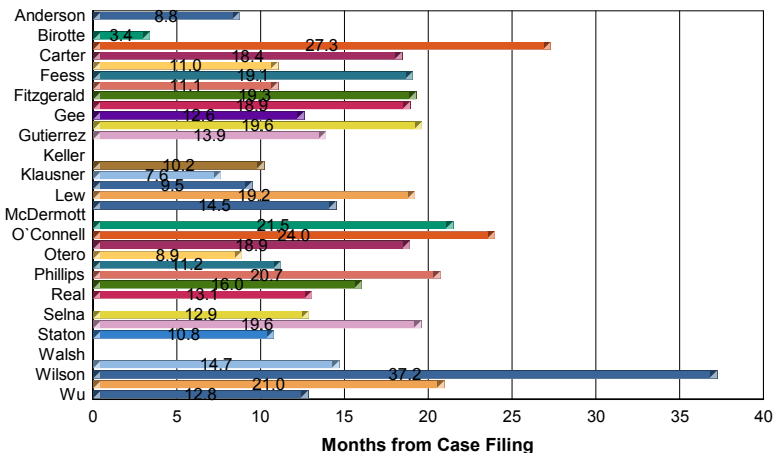
Plaintiff Win Rate by Year



The average times to termination for all cases, for all cases terminated by judgment, for all contested judgments, and for all cases terminated by trials are shown below.

	Months
All Cases	12.2
Judgments	15.3
Contested	15.3
Trial	33.5
Bench	40.0
Jury	24.8

Average Time to Termination by Judgment



Larger Version in Body of Report

The average and median award amounts for this district are:

Average: \$16,645,514
Median: \$1,952,947

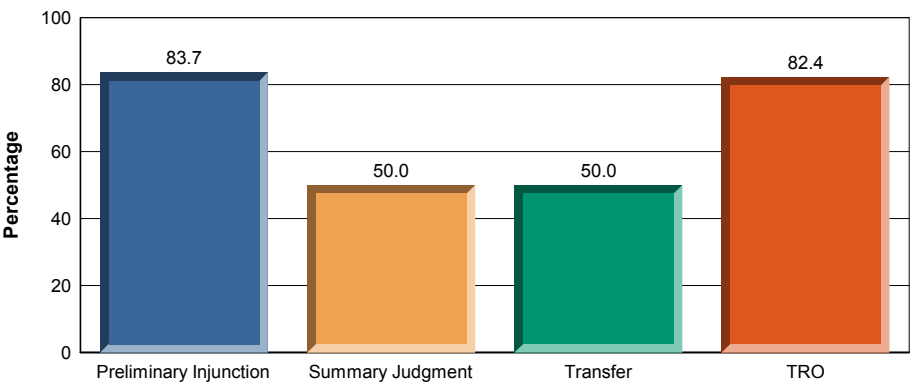
Appeals:

	Number of Appeals	Complete Affirmance Rate
Total	77	76.5

Motions and Claim Construction:

The win rates on various motions for the district, along with the number of decisions and the number of claim construction decisions are shown below.

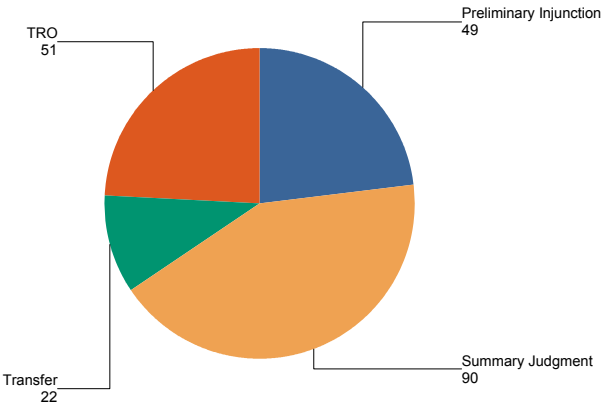
Win Rates on Contested Motions



	Win Rate
Preliminary Injunction	83.7
Summary Judgment	50.0
Transfer	50.0
TRO	82.4

	Number of Decisions
Preliminary Injunction	49
Summary Judgment	90
Transfer	22
TRO	51

Number of Decisions



Home Field Advantage?

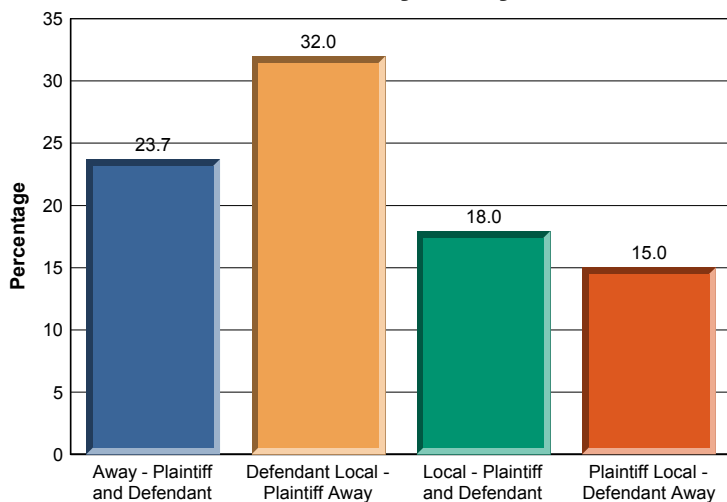
The plaintiff and defendant contested win rates in California Central District Court are shown below, broken out by party location:

(Away - Plaintiff and Defendant (neither side located in the forum), Defendant Local - Plaintiff Away (only defendant located in the forum), Local - Plaintiff and Defendant (both sides located in the forum) and Plaintiff Local - Defendant Away (plaintiff local - defendant not).

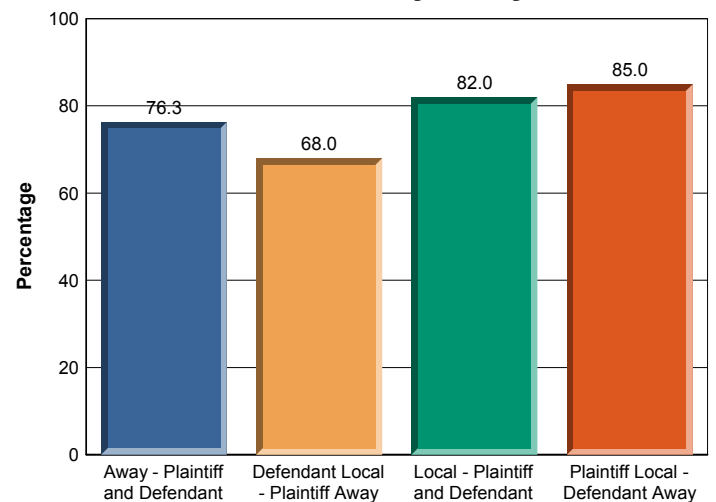
Not all courts fit the expected pattern of favoring local plaintiffs. Many courts in fact show a distinct preference for non-local plaintiffs.

The win rate charts are followed by a chart illustrating the fractions of contested judgment cases (cases in which a judgment is entered in favor of a party, but excluding consent and default judgments) for each category (all local plaintiffs, etc.). Many well-known plaintiff venues tend to have a large segment of cases in the "Away - Plaintiff and Defendant" category.

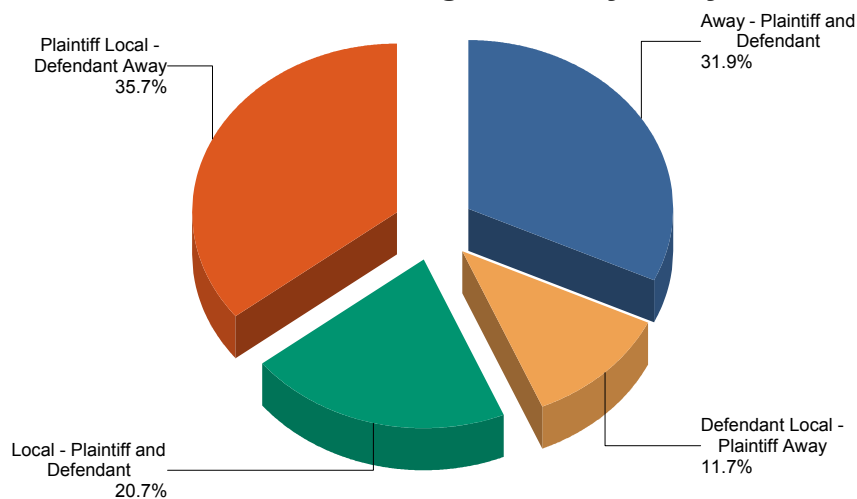
Plaintiff Win Rate, by Party Location



Defendant Win Rate, by Party Location



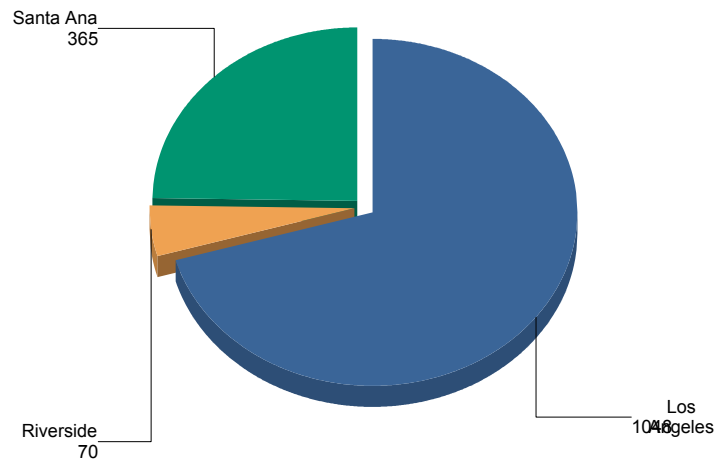
Fraction of Contested Judgments, by Party Location



Breakdown by Division

The breakdown of securities cases by division is illustrated in the following chart:

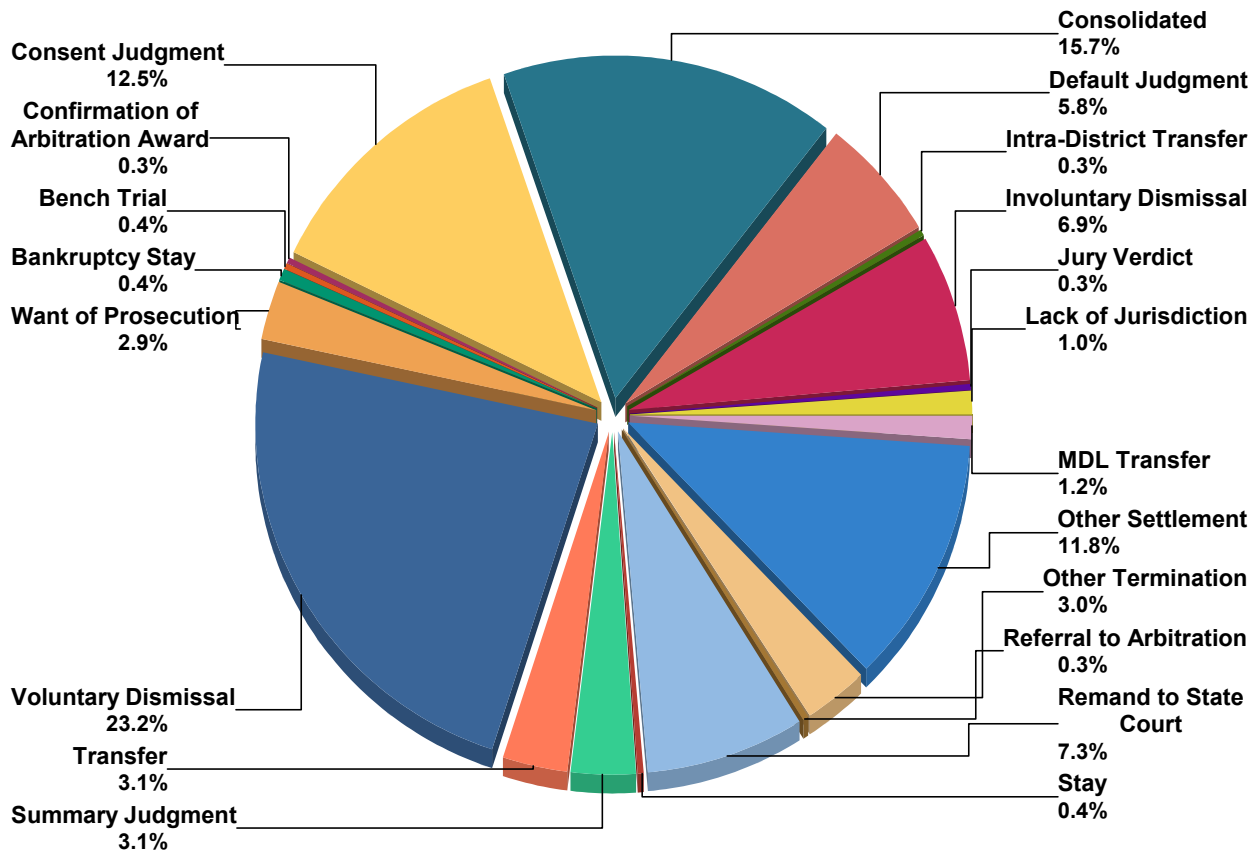
Total Cases, by Division



Breakdown by Case Outcome

The breakdown of securities cases by case outcome is illustrated in the following chart:

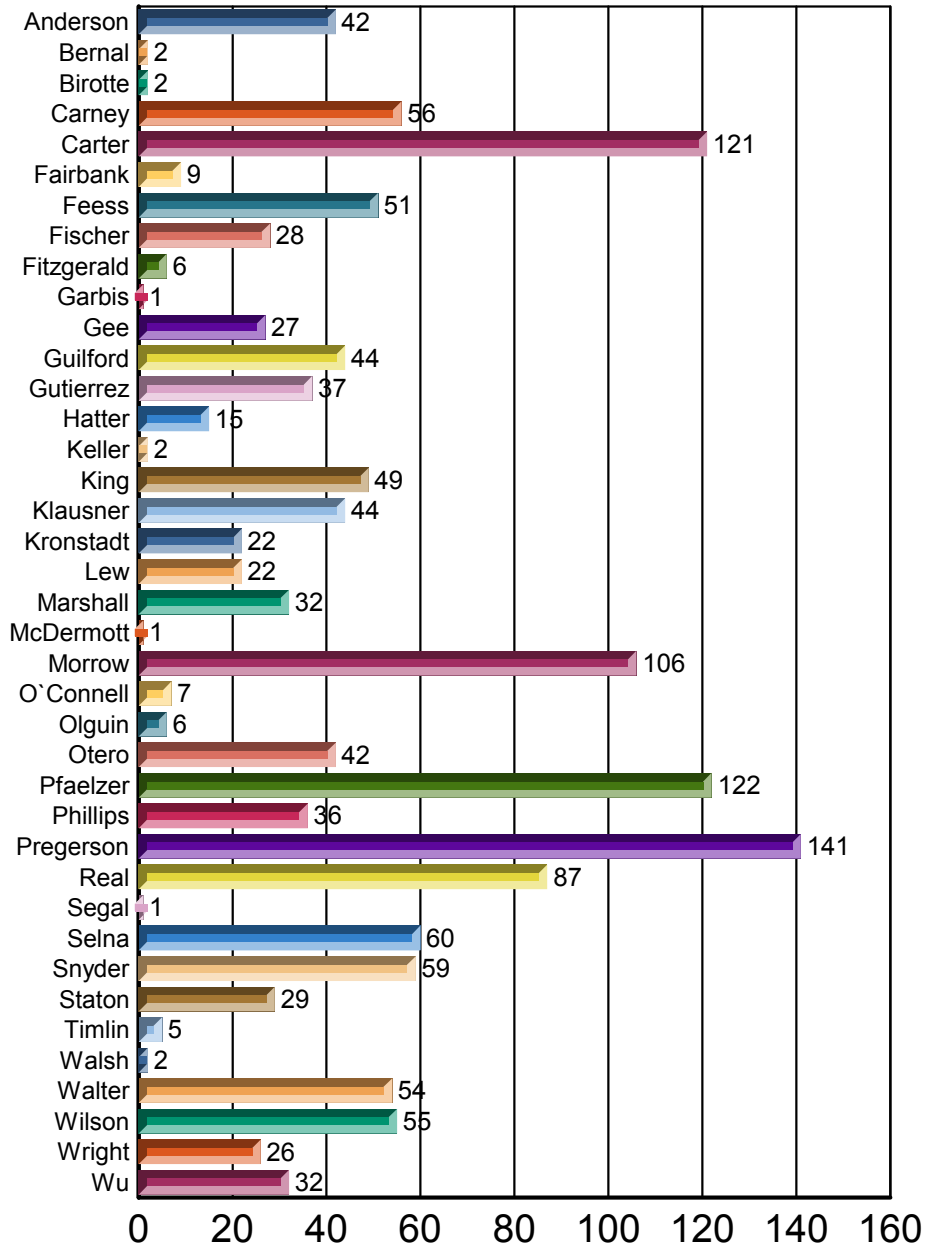
Case Outcomes by Type



Breakdown by Judge

The chart and table below illustrates the total number of securities cases for each of the active judges in the district. In addition, the table following the chart shows the number of securities cases for the past three years assigned to each judge.

Number of Cases, by Judge



	All Cases	Last Three Years
District	1483	287
Anderson	42	14
Bernal	2	2
Birotte	2	2
Carney	56	8
Carter	121	7
Fairbank	9	0
Feess	51	4
Fischer	28	4
Fitzgerald	6	5
Garbis	1	0
Gee	27	15
Guilford	44	10
Gutierrez	37	14
Hatter	15	0
Keller	2	0
King	49	10
Klausner	44	13
Kronstadt	22	12
Lew	22	0
Marshall	32	6
McDermott	1	1
Morrow	106	9
O`Connell	7	7
Olguin	6	6
Otero	42	12
Pfaelzer	122	26
Phillips	36	1
Pregerson	141	21
Real	87	11
Segal	1	1
Selna	60	7
Snyder	59	8
Staton	29	17
Timlin	5	0

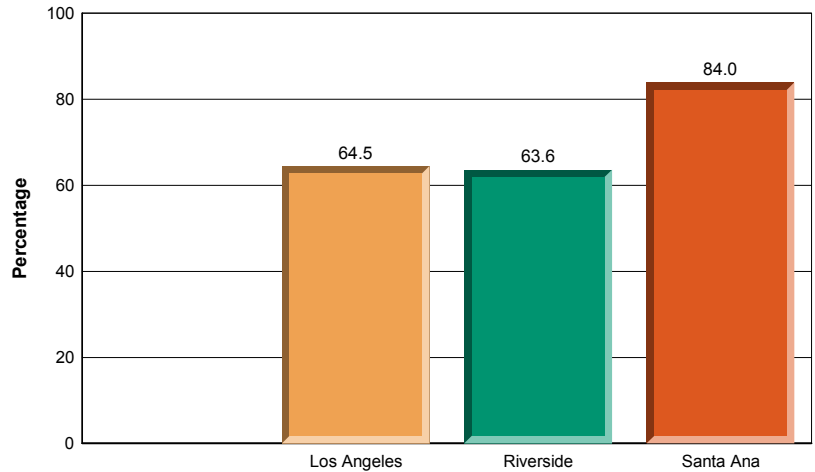
	All Cases	Last Three Years
Walsh	2	1
Walter	54	8
Wilson	55	10
Wright	26	6
Wu	32	9

Divisional Comparisons

The overall plaintiff case win rate (includes consent and default judgments), contested win rate (does NOT include consent and default judgments), trial win rate, complete affirmance rate (appeals affirmed with no other action, divided by the total number of appeals except for dismissed and pending appeals), and average time to termination by judgment (includes consent and default judgments) are shown below for each division.

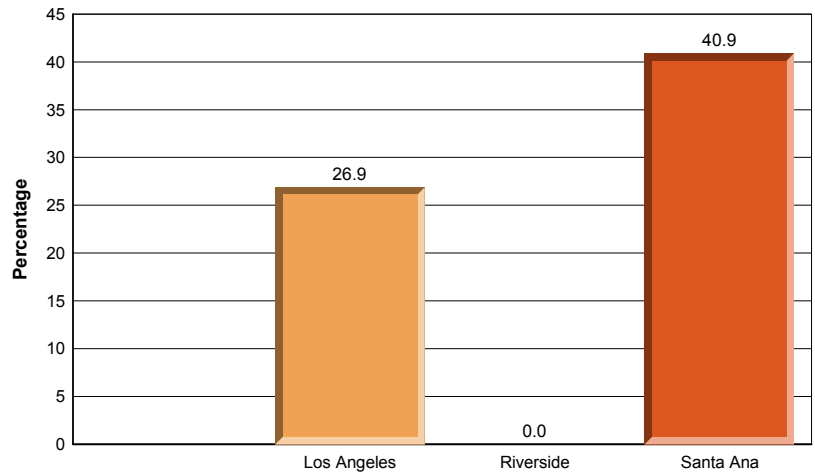
	Plaintiff Win Rate/ No. of Judgments	
District	70.3	271
Los Angeles	64.5	179
Riverside	63.6	11
Santa Ana	84.0	81

Plaintiff Overall Case Win Rate



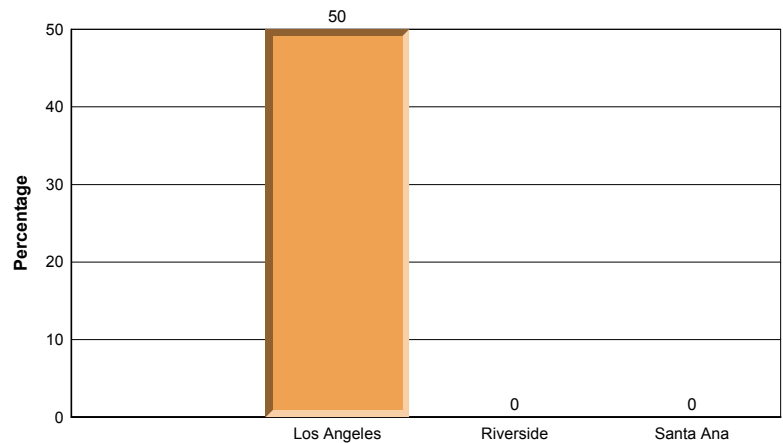
	Contested Win Rate/ Number Contested	
District	29.0	105
Los Angeles	26.9	80
Riverside	0.0	3
Santa Ana	40.9	22

Contested Plaintiff Win Rate



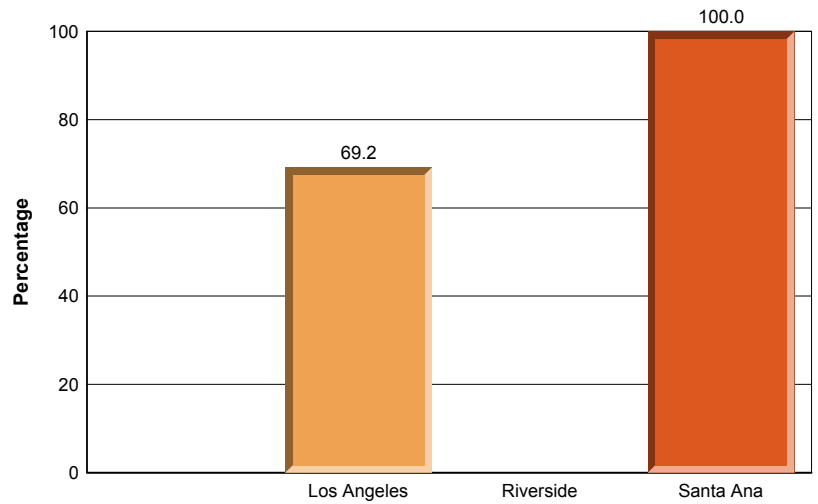
	Trial Win Rate/ Number of Trials	
District	35.7	7
Los Angeles	50.0	5
Riverside	0.0	1
Santa Ana	0.0	1

Plaintiff Trial Win Rate



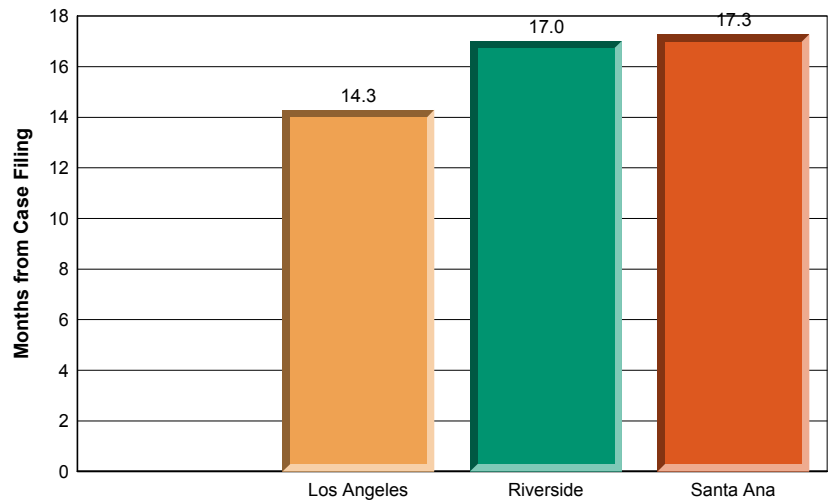
	Complete Aff. Rate/ Number of Appeals	
District	76.5	17
Los Angeles	69.2	13
Santa Ana	100.0	4

Complete Affirmance Rate



	Time to Term./ Number of Judgmts.	
District	15.3	271
Los Angeles	14.3	179
Riverside	17.0	11
Santa Ana	17.3	81

Average Time to Termination by Judgment

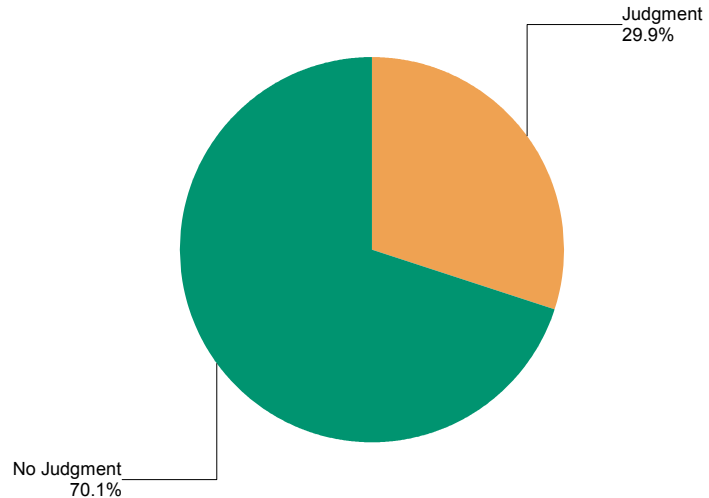


What are the Odds: Termination by Judgment

The percentage of closed securities cases terminated by judgment are shown in the chart to the right.

Terminations by judgments include terminations resulting from trials, from dispositive summary judgment motions, from involuntary dismissals, from consent judgments, and from default judgments.

Cases Closed by Judgment

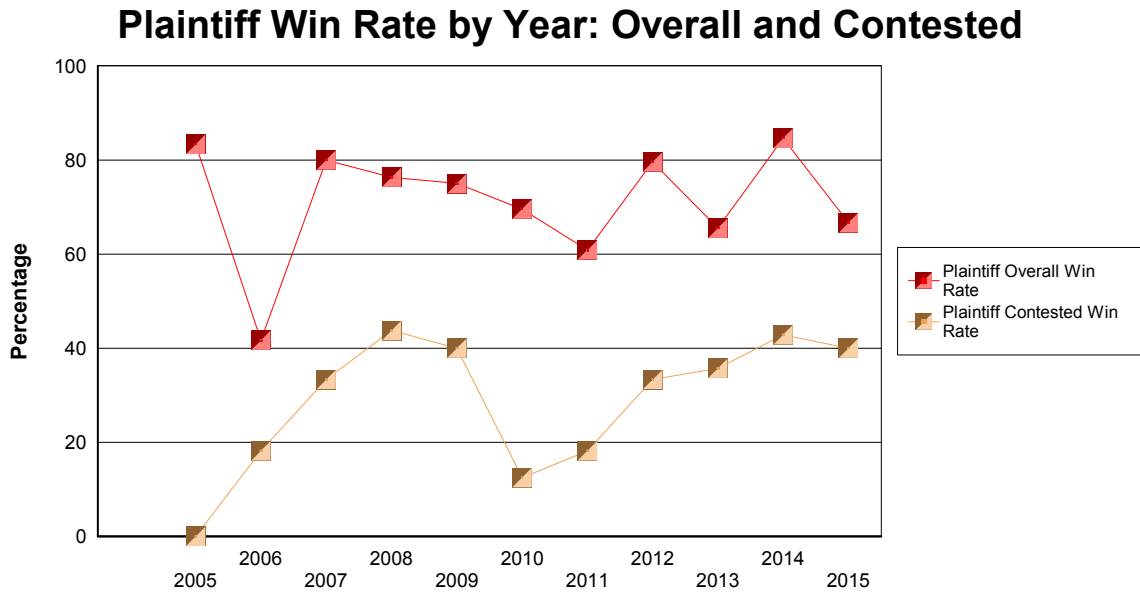


The number of judgments by each outcome, the overall plaintiff win rate, the contested plaintiff win rate, and the trial win rate for each outcome are shown below. Note that the overall win rate includes consent and default judgments, whereas the contested win rate does not include consent and default judgments.

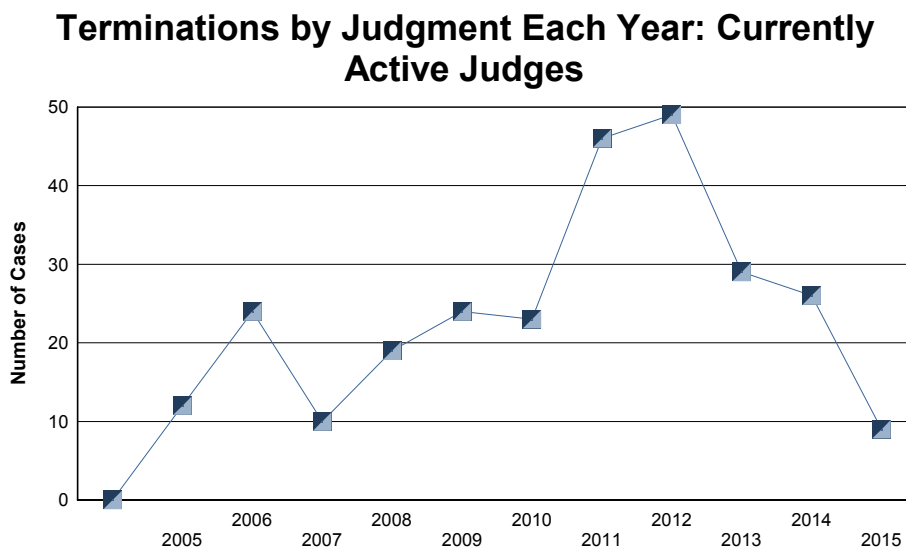
	Number of Judgments	Overall Win Rate	Contested Win Rate	Trial Win Rate
Bench Trial	4	25.0	25.0	25.0
Confirmation of Arbitration Award	3	66.7	66.7	
Consent Judgment	113	94.7		
Default Judgment	53	100.0		
Involuntary Dismissal	63	0.0	0.0	
Jury Verdict	3	50.0	50.0	50.0
Other Settlement	4	100.0	100.0	
Summary Judgment	28	78.6	78.6	

Win Rates by Year

The following chart shows the plaintiff overall win rate and contested win rate for the active judges in the California Central District Court by year. A chart with a considerable amount of "jitter" reflects relatively few data points. Note that the contested win rates are usually much lower than the overall win rates since they exclude consent and default judgments.



The total number of terminations by judgment per year by the currently active judges during the same period in the California Central District Court is shown in the following chart:



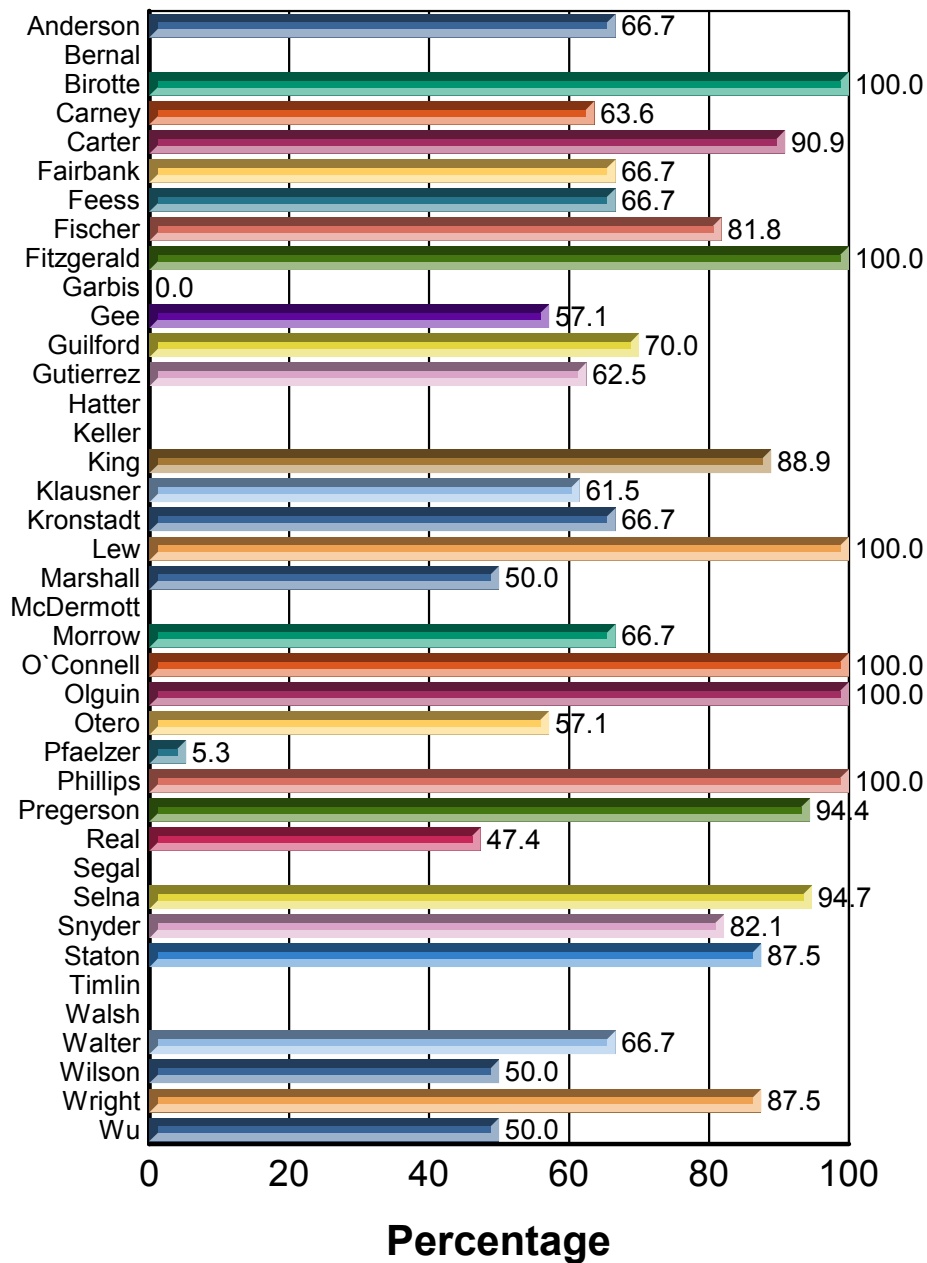
The actual number of judgments, number of plaintiff "wins", and the corresponding win rates are shown below. In this report, a judgment entered in favor of both the plaintiff and the defendant on their respective claims is counted as "1/2" a win for each party. This could happen, for example, where the defendant files substantive counterclaims, and both parties prevail on their respective claims.

	Plaintiff Wins	Total Decisions	Plaintiff Win Rate
2005	10	12	83.3
2006	10	24	41.7
2007	8	10	80.0
2008	15	19	76.3
2009	18	24	75.0
2010	16	23	69.6
2011	28	46	60.9
2012	39	49	79.6
2013	19	29	65.5
2014	22	26	84.6
2015	6	9	66.7

Plaintiff Overall and Contested Win Rates: By Judge

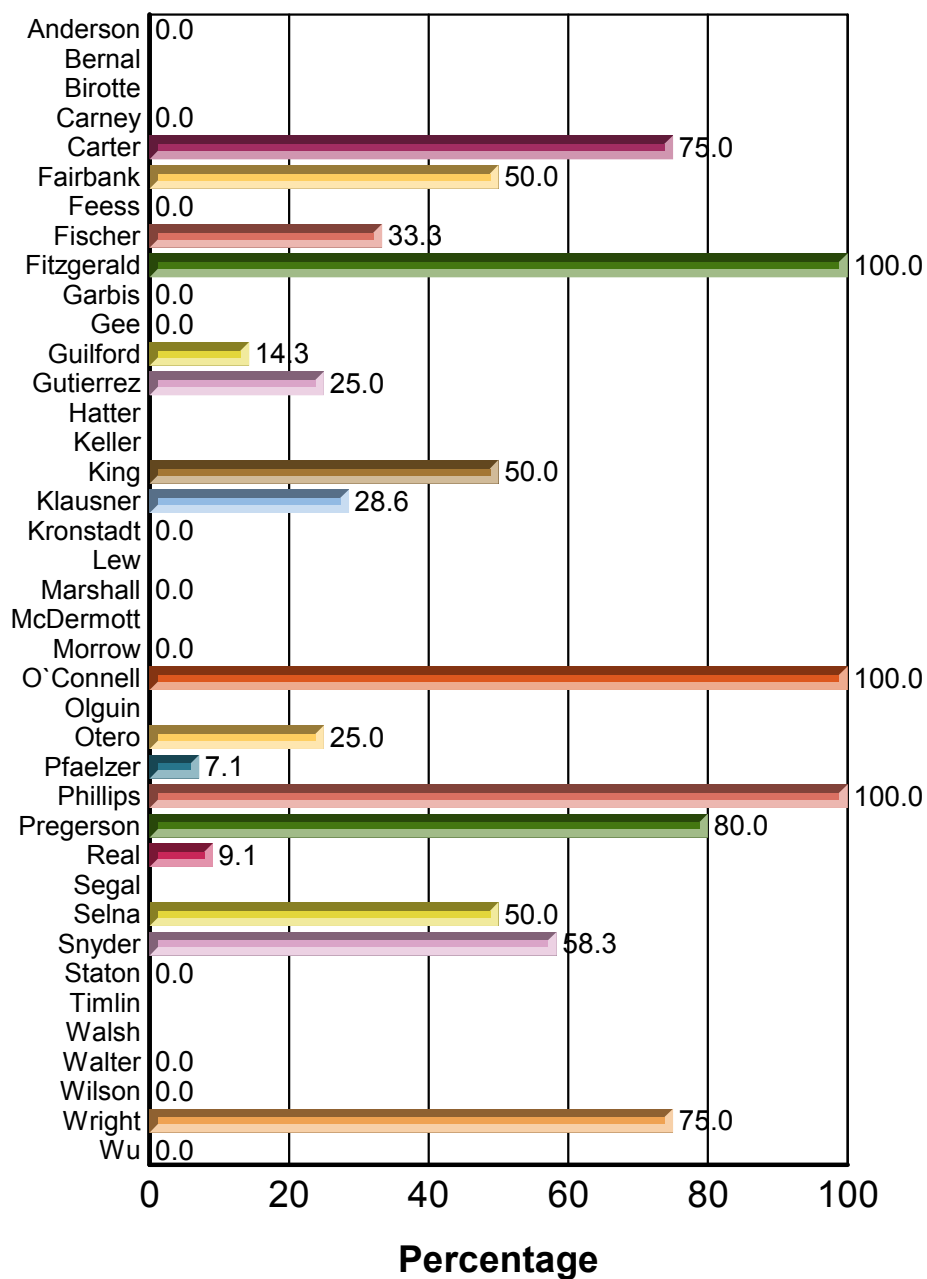
The overall plaintiff win rate varies significantly from judge to judge over the period covered by this report. The chart below illustrates these win rates for these judges. The win rate for judges with no terminations by judgment is left blank.

Plaintiff Overall Win Rate: By Judge



The plaintiff contested win rate for these judges is shown below. Note that contested win rates do not include consent and default judgments. The win rate for judges with no contested judgments is left blank.

Plaintiff Contested Win Rate: By Judge



The table below includes the plaintiff overall and contested win rates for each active judge, along with the number of terminations by judgment and by contested judgment by that judge in securities cases during the period covered by this report.

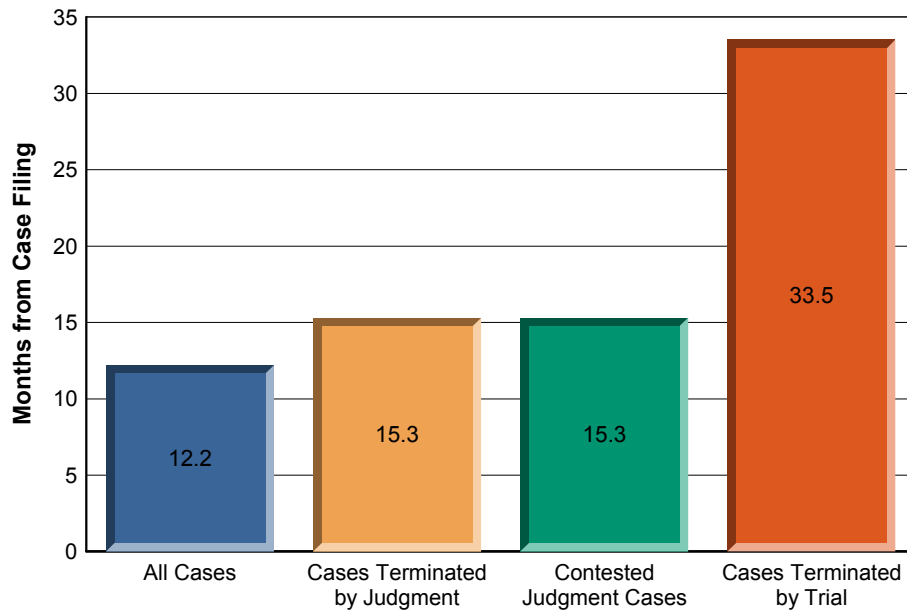
	Overall Win Rate	Number of Judgments	Contested Win Rate	Contested Judgments
Total	70.3	271	29.0	105
Anderson	66.7	6	0.0	2
Bernal		0		0
Birotte	100.0	1		0
Carney	63.6	11	0.0	4
Carter	90.9	22	75.0	8
Fairbank	66.7	3	50.0	2
Feess	66.7	9	0.0	3
Fischer	81.8	11	33.3	3
Fitzgerald	100.0	1	100.0	1
Garbis	0.0	1	0.0	1
Gee	57.1	7	0.0	3
Guilford	70.0	20	14.3	7
Gutierrez	62.5	8	25.0	4
Hatter		0		0
Keller		0		0
King	88.9	9	50.0	2
Klausner	61.5	13	28.6	7
Kronstadt	66.7	6	0.0	1
Lew	100.0	6		0
Marshall	50.0	2	0.0	1
McDermott		0		0
Morrow	66.7	6	0.0	2
O'Connell	100.0	2	100.0	1
Olguin	100.0	1		0
Otero	57.1	7	25.0	4
Pfaelzer	5.3	19	7.1	14
Phillips	100.0	2	100.0	1
Pregerson	94.4	18	80.0	5
Real	47.4	19	9.1	11
Segal		0		0

	Overall Win Rate	Number of Judgments	Contested Win Rate	Contested Judgments
Selna	94.7	19	50.0	2
Snyder	82.1	14	58.3	6
Staton	87.5	8	0.0	1
Timlin		0		0
Walsh		0		0
Walter	66.7	6	0.0	2
Wilson	50.0	2	0.0	1
Wright	87.5	8	75.0	4
Wu	50.0	4	0.0	2

How Long? Time to Termination

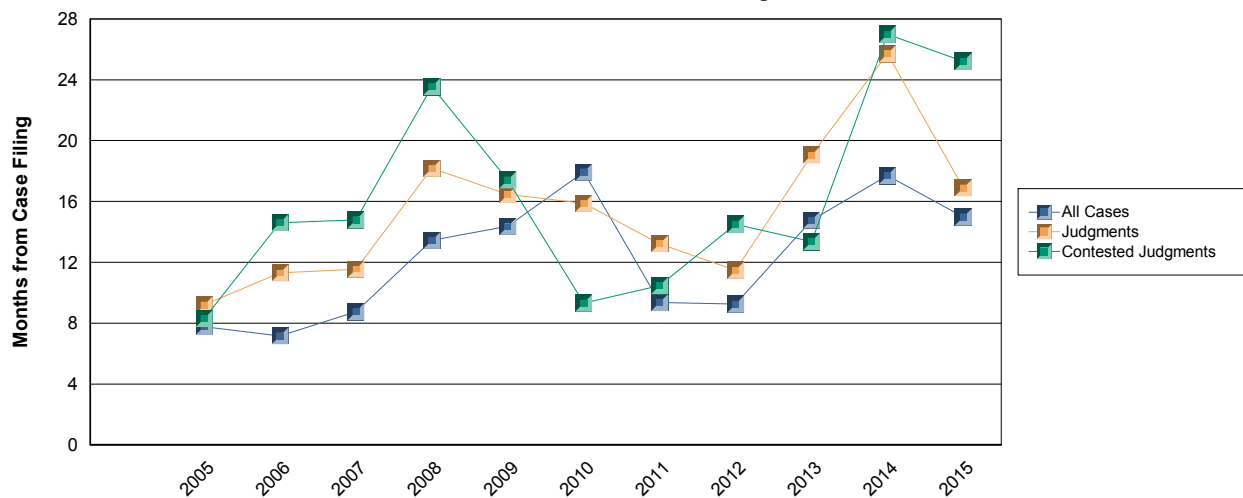
The average time from case filing to termination for all closed cases, for all cases terminated by judgment, for all cases terminated by contested judgment, and for all cases terminated by trial covered by this report are shown below.

Time to Termination



The average time from case filing to termination for all closed cases by year, for all cases terminated by judgment, for all cases terminated by contested judgment, and for all cases terminated by trial covered by this report are shown below.

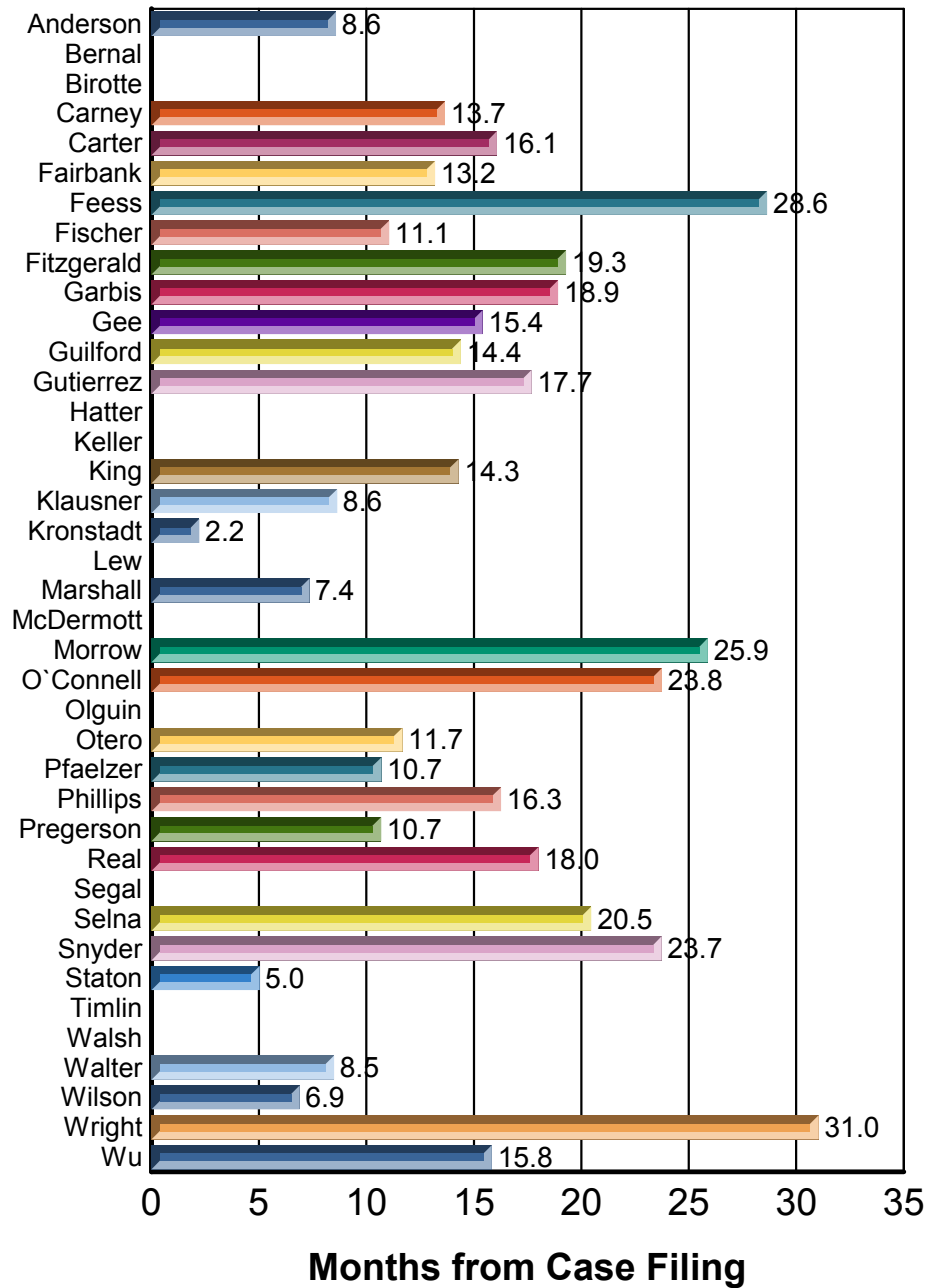
Time to Termination By Year



Time to Contested Judgment: By Judge

The average time from case filing to contested judgment for the active judges in this district is shown in the chart below.

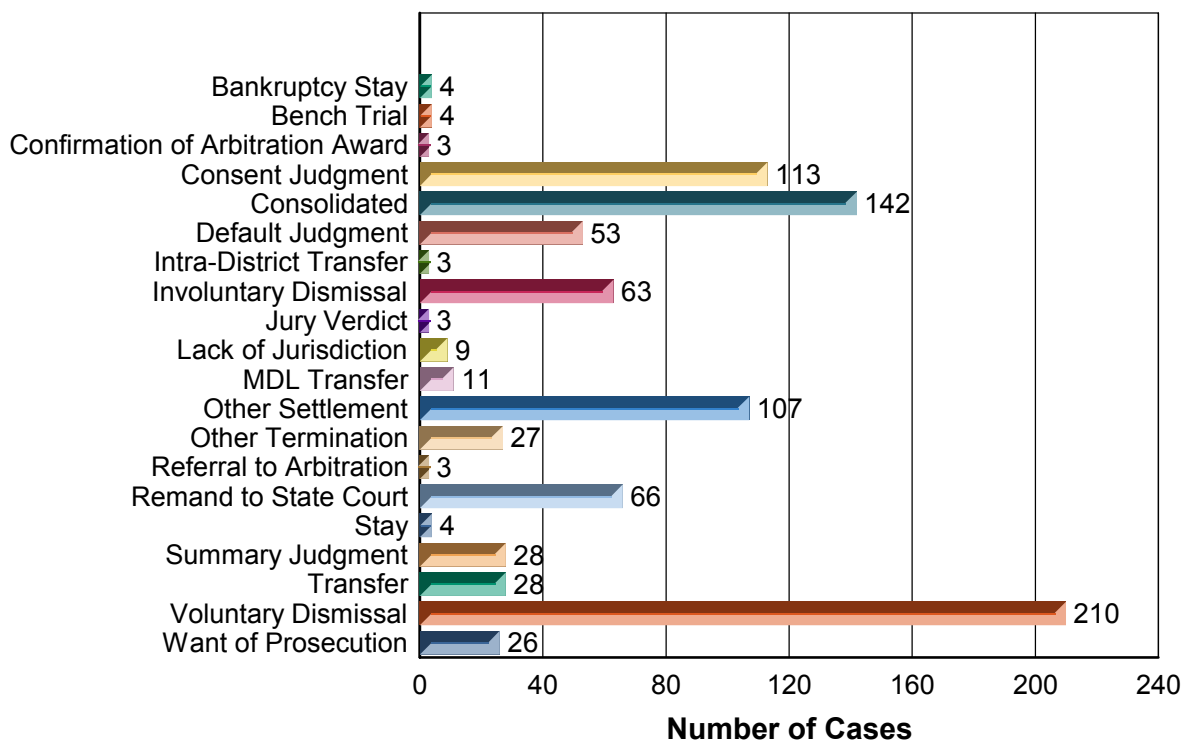
Average Time to Contested Judgment: By Judge



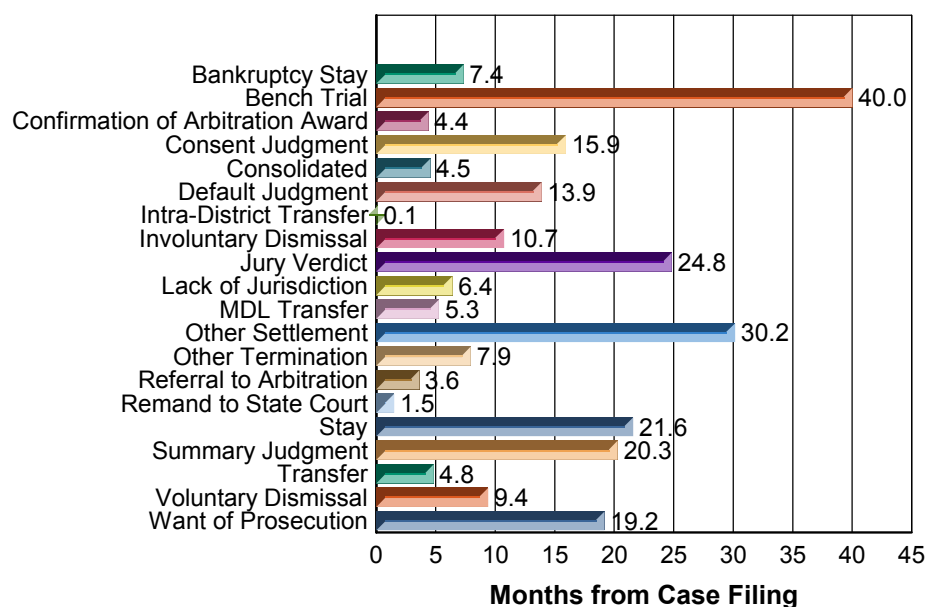
Average Time to Termination by Case Outcomes

The number of cases terminated by each outcome for the active judges in this district is shown in the chart below, and the average time to termination for each outcome is shown in the second chart below.

Case Outcomes



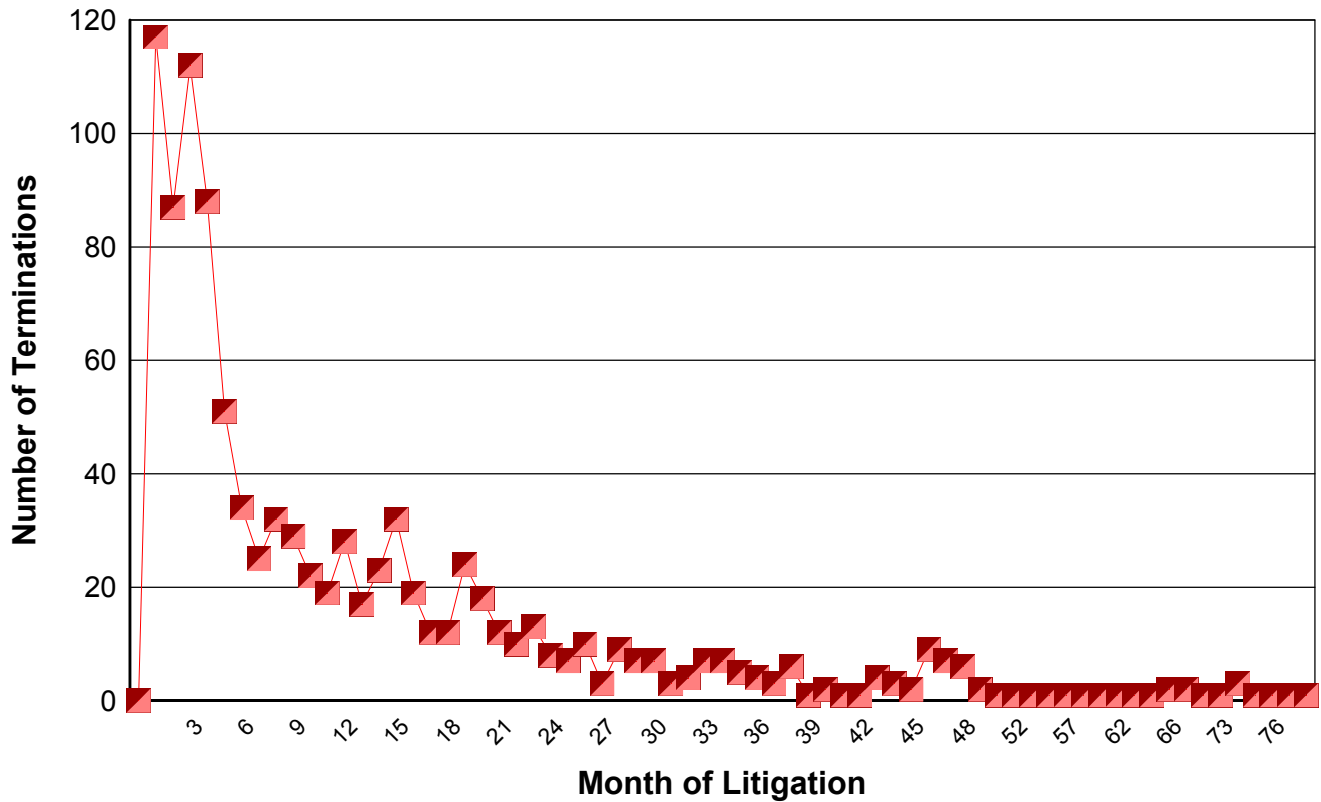
Average Time to Termination by Outcome



Termination by Month of Litigation

An overview of when terminations typically occur is found in the following chart, which shows the number of securities cases in the California Central District Court that were terminated each month of litigation. The first month of litigation is labeled "1", etc. Months with no case terminations are omitted from the

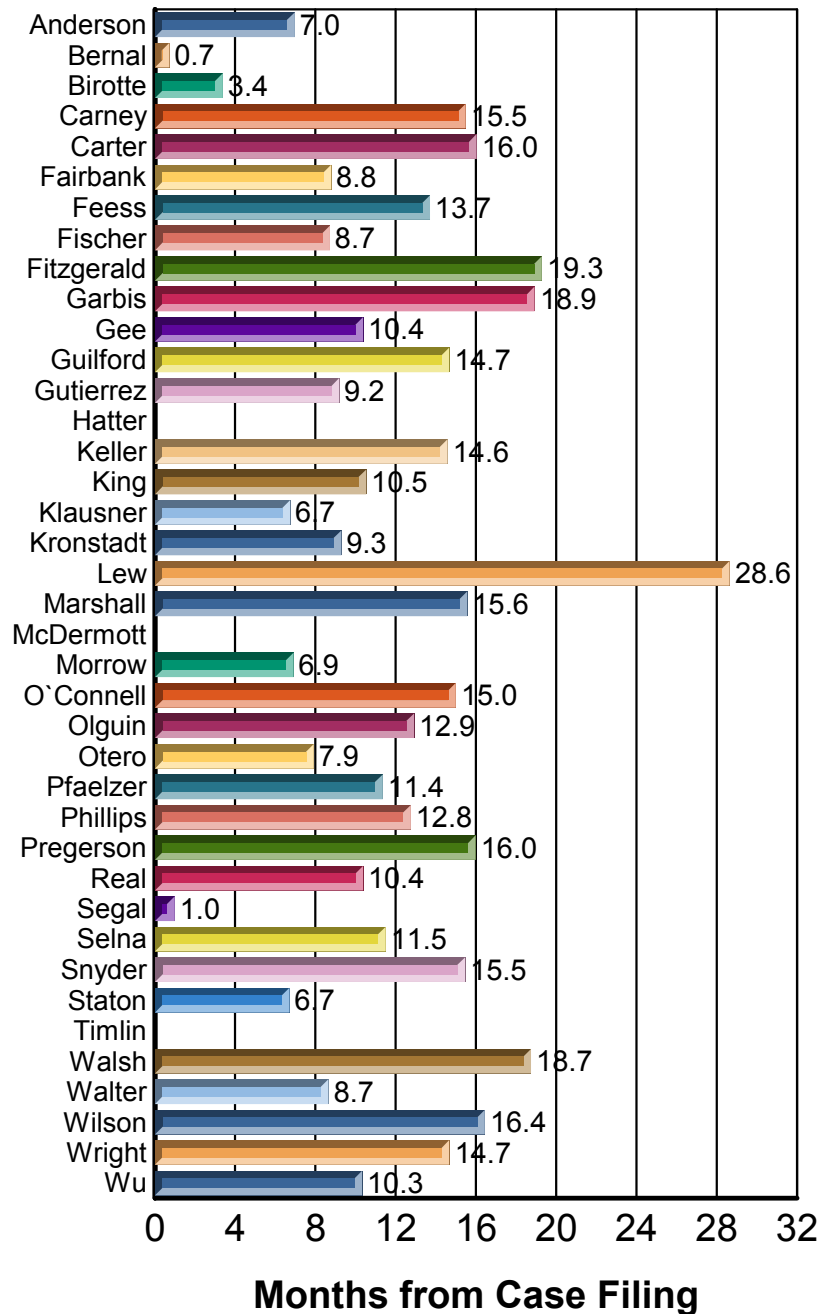
Closed Cases Each Month



Average Pendency for All Cases: By Judge

The variation in pendency for all closed cases is shown below.

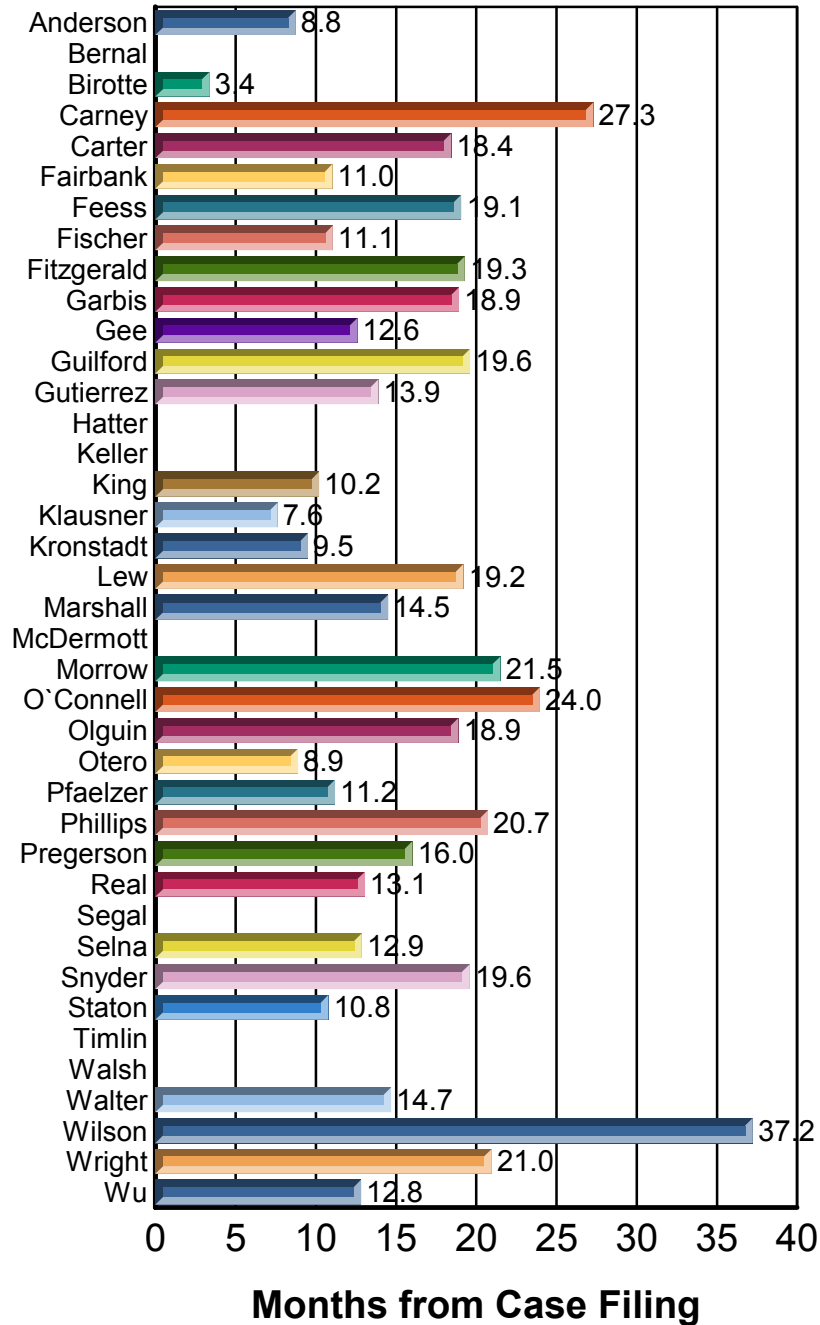
Average Time to Termination for All Cases



Average Pendency for Cases Terminated by Judgment: By Judge

The variation in pendency for all cases terminated by judgment is shown below.

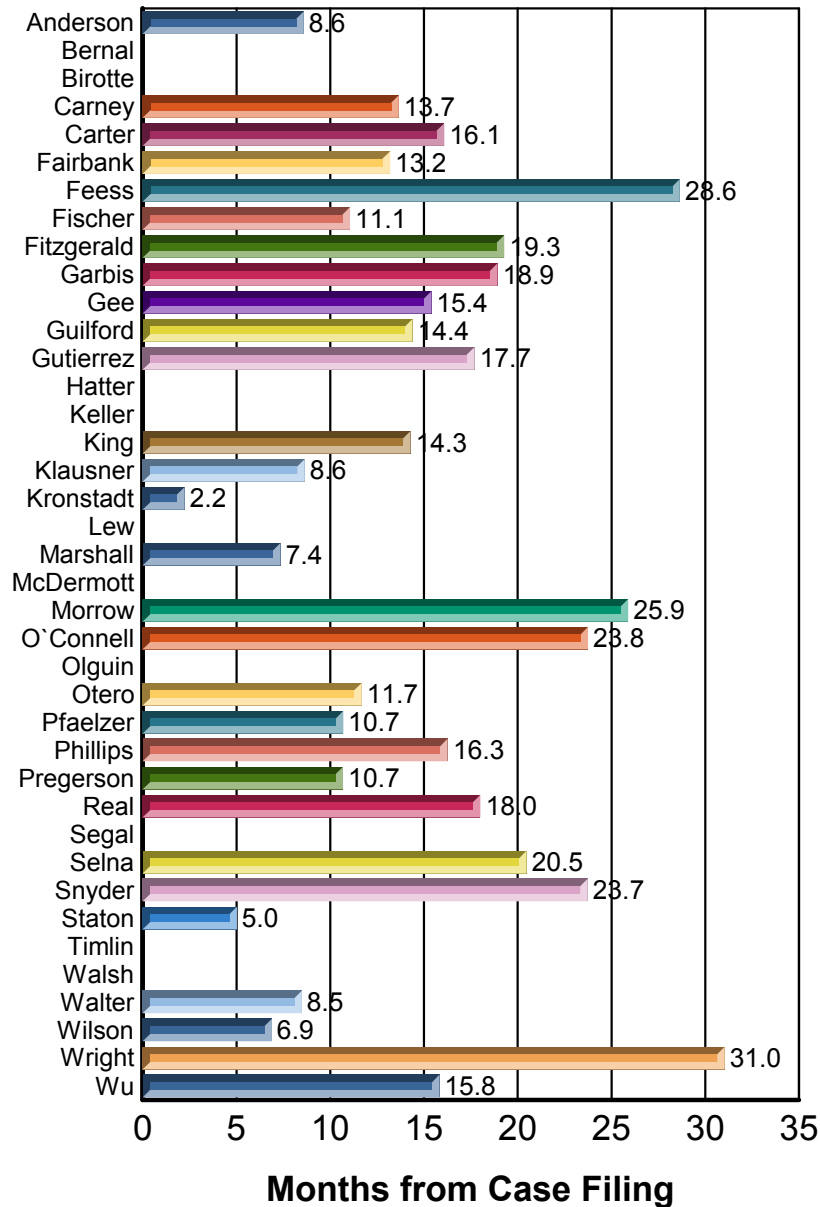
Average Time to Termination by Judgment



Average Pendency for Cases Terminated by Contested Judgment: By Judge

The variation in pendency for all cases terminated by contested judgment is shown below.

Average Time to Termination by Contested Judgment



Case and Judgment Outcomes

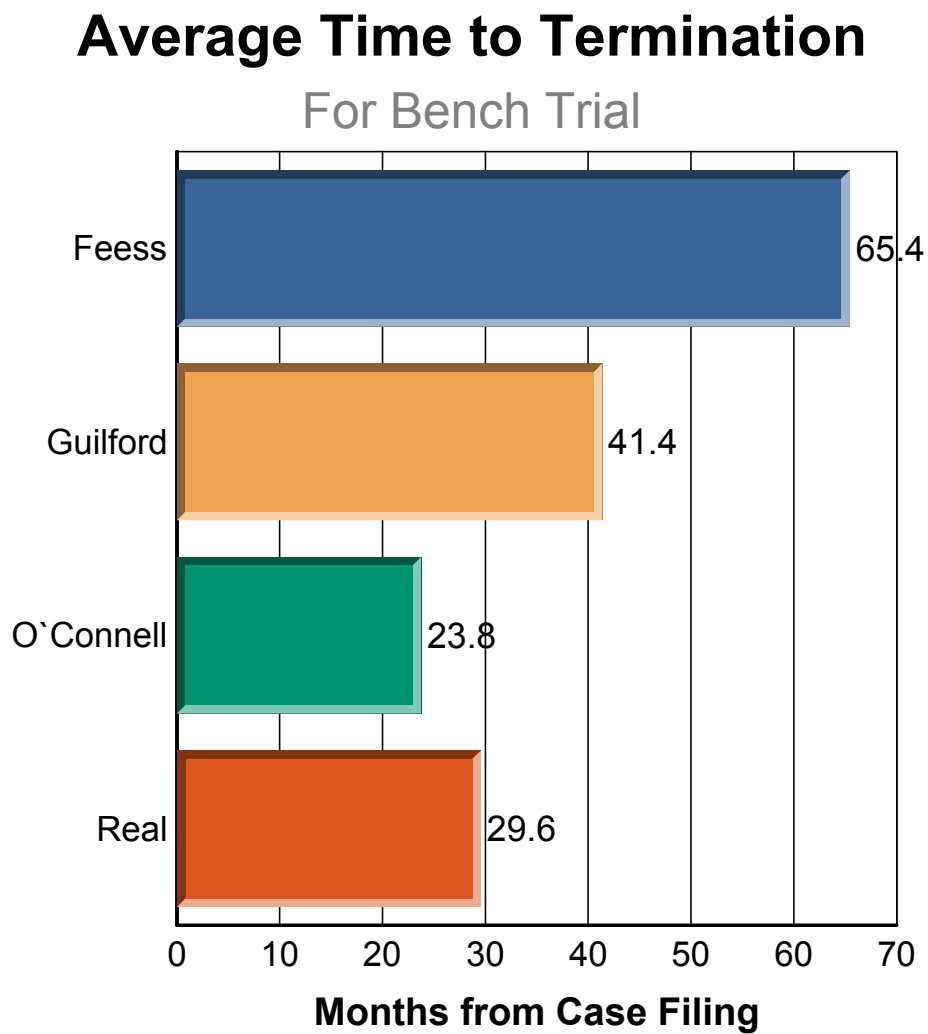
The number of outcomes by judgment, the plaintiff win rate for those outcomes, and the average time to termination for those outcomes for this court are shown below, broken out by type of outcome.

	Number of Judgments	Pltf. Win Rate	Average Time to Termination
Total	271	70.3	15.3
Bench Trial	4	25.0	40.0
Confirmation of Arbitration Award	3	66.7	4.4
Consent Judgment	113	94.7	15.9
Default Judgment	53	100.0	13.9
Involuntary Dismissal	63	0.0	10.7
Jury Verdict	3	50.0	24.8
Other Settlement	4	100.0	29.0
Summary Judgment	28	78.6	20.3

Detailed information about these cases, broken out by type of outcome, is shown in the following sections.

Bench Trial

The number of Bench Trial outcomes and the average time to termination by that outcome are shown below for the district and for each judge who has at least one such outcome.

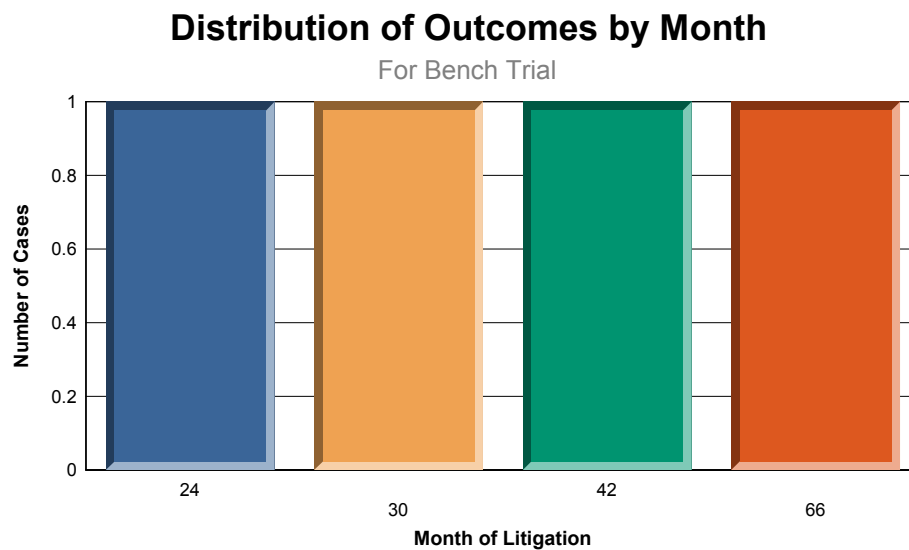


Bench Trial

	Average Time to Termination	Number of Cases
District	40.0	4
Feess	65.4	1
Guilford	41.4	1
O`Connell	23.8	1
Real	29.6	1

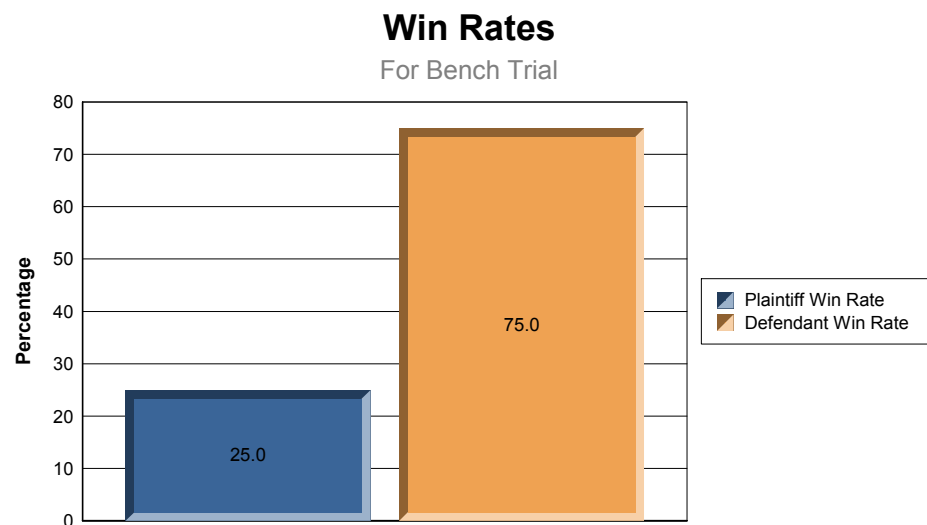
Bench Trial

The distribution of these outcomes by month of litigation is shown below. Months with no outcomes are omitted from the chart.



Bench Trial

The plaintiff and defendant win rates for cases with this outcome are shown below for the judges and the district as a whole.

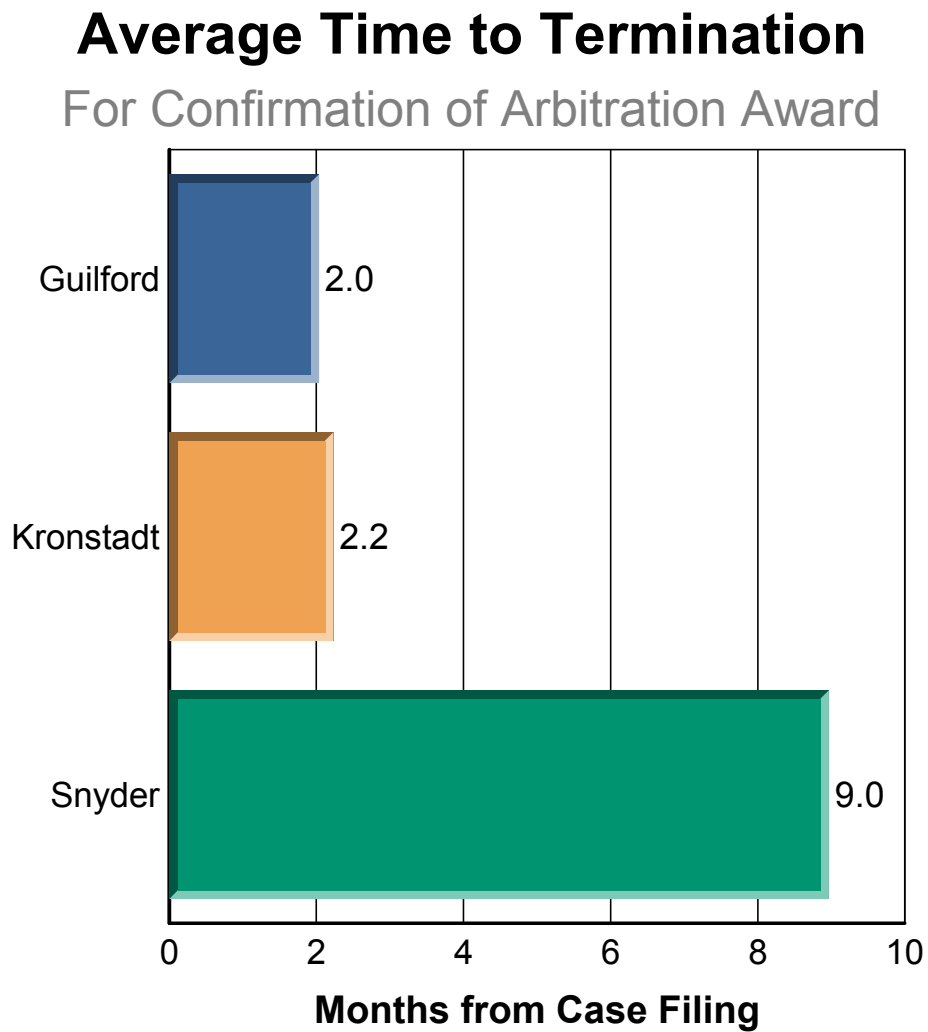


Bench Trial

<u>Case Number</u>	<u>Judge</u>	<u>Prevailing Party</u>	<u>Pendency</u>	<u>Case Name</u>
2:13cv01412	O'Connell	Plaintiff	23.8	SMSW Enterprises LLC et al v. Halberd Corporation et al
2:11cv05316	Real	Defendant	29.6	Securities and Exchange Commission v. Peter L Jensen et al
5:05cv00314	Guilford	Defendant	41.4	Kenneth S Rotskoff et al v. Wester S Cooley et al
2:04cv05593	Feess	Defendant	65.4	Nicholas J Corbi et al v. The Capital Group Companies Inc et al (IN RE AMERICAN FUNDS FEE LITIGATION)

Confirmation of Arbitration Award

The number of Confirmation of Arbitration Award outcomes and the average time to termination by that outcome are shown below for the district and for each judge who has at least one such outcome.

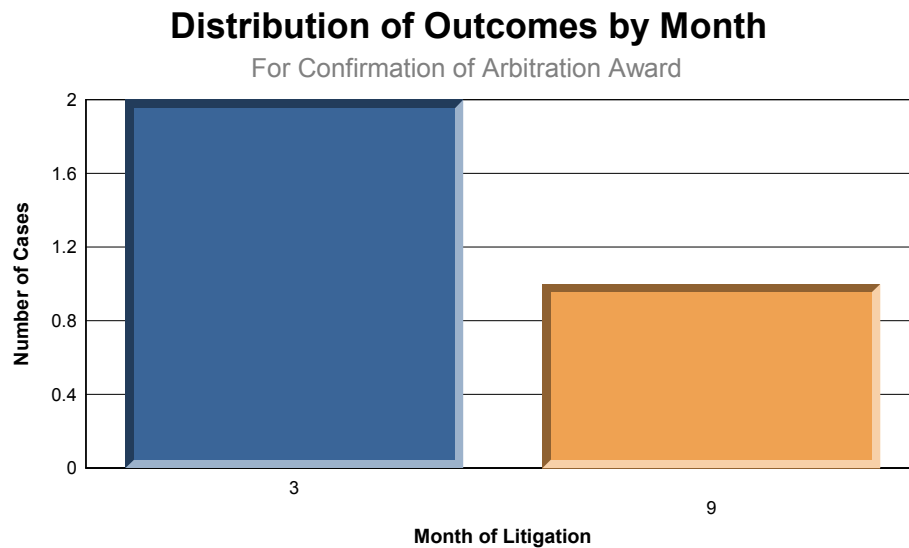


Confirmation of Arbitration Award

	Average Time to Termination	Number of Cases
District	4.4	3
Guilford	2.0	1
Kronstadt	2.2	1
Snyder	9.0	1

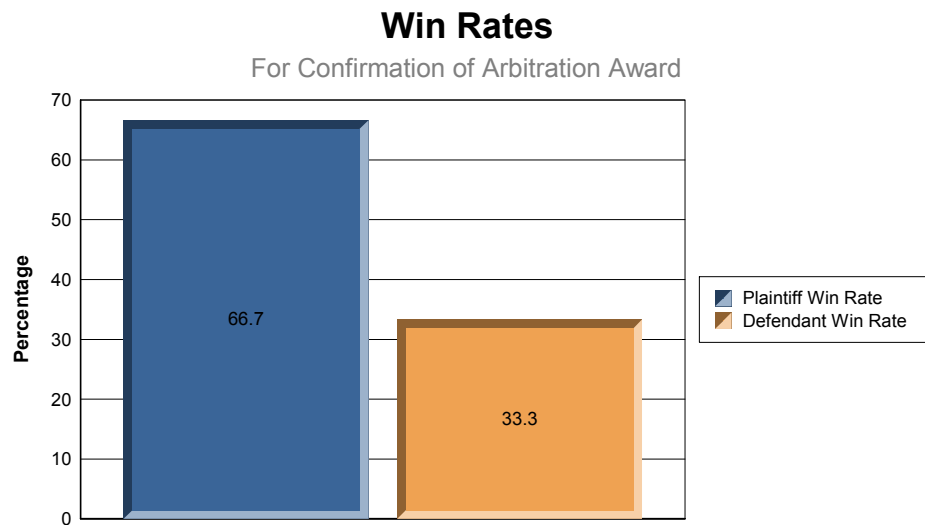
Confirmation of Arbitration Award

The distribution of these outcomes by month of litigation is shown below. Months with no outcomes are omitted from the chart.



Confirmation of Arbitration Award

The plaintiff and defendant win rates for cases with this outcome are shown below for the judges and the district as a whole.



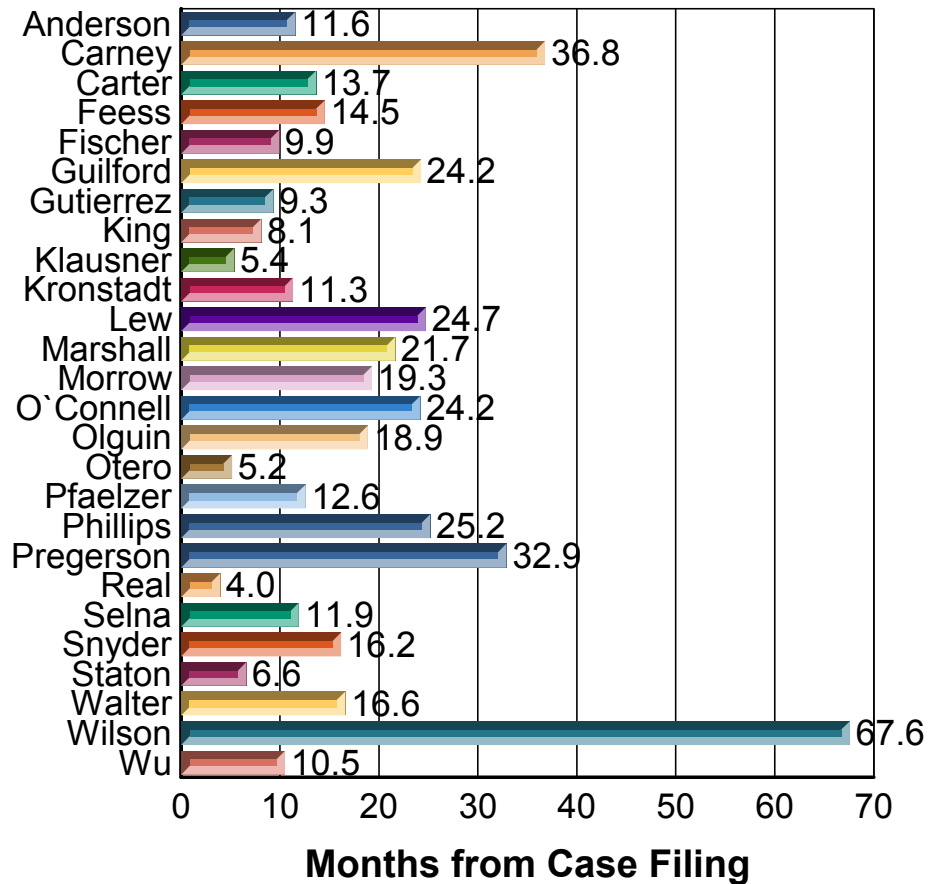
Confirmation of Arbitration Award

<u>Case Number</u>	<u>Judge</u>	<u>Prevailing Party</u>	<u>Pendency</u>	<u>Case Name</u>
8:13cv00536	Guilford	Plaintiff	2.0	CK Cooper and Company et al v. Mike J. Fuller et al
2:11cv04506	Kronstadt	Defendant	2.2	John Marshall et al v. Andrew Wright et al
2:11cv10495	Snyder	Plaintiff	9.0	Highlander Development Inc v. Marie Mason et al

Consent Judgment

The number of Consent Judgment outcomes and the average time to termination by that outcome are shown below for the district and for each judge who has at least one such outcome.

Average Time to Termination For Consent Judgment

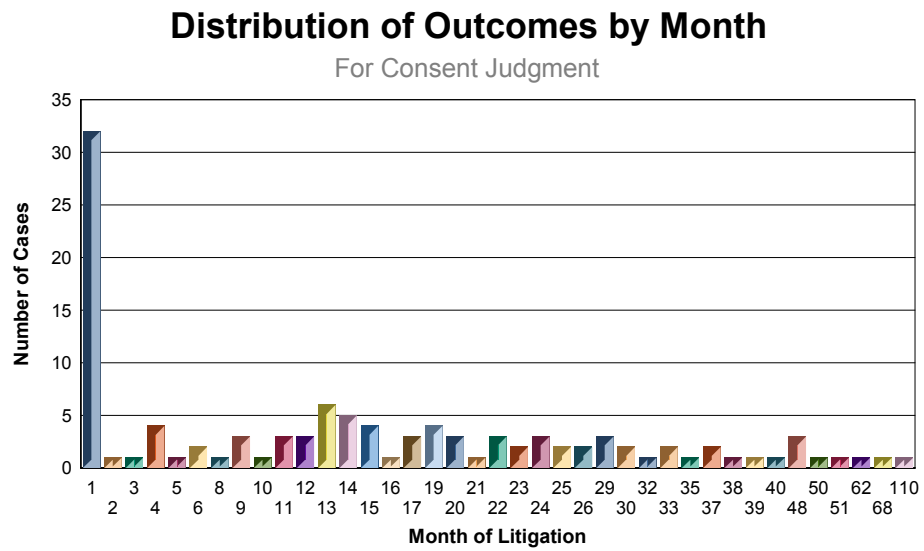


Consent Judgment

	Average Time to Termination	Number of Cases
District	15.9	113
Anderson	11.6	2
Carney	36.8	5
Carter	13.7	8
Feess	14.5	3
Fischer	9.9	7
Guilford	24.2	11
Gutierrez	9.3	2
King	8.1	4
Klausner	5.4	5
Kronstadt	11.3	4
Lew	24.7	4
Marshall	21.7	1
Morrow	19.3	4
O`Connell	24.2	1
Olguin	18.9	1
Otero	5.2	3
Pfaelzer	12.6	5
Phillips	25.2	1
Pregerson	32.9	5
Real	4.0	5
Selna	11.9	15
Snyder	16.2	7
Staton	6.6	5
Walter	16.6	3
Wilson	67.6	1
Wu	10.5	1

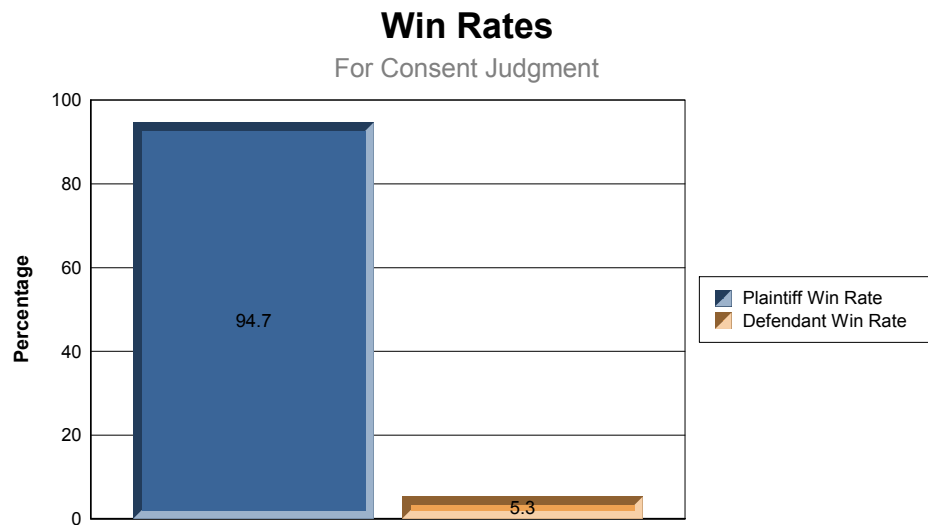
Consent Judgment

The distribution of these outcomes by month of litigation is shown below. Months with no outcomes are omitted from the chart.



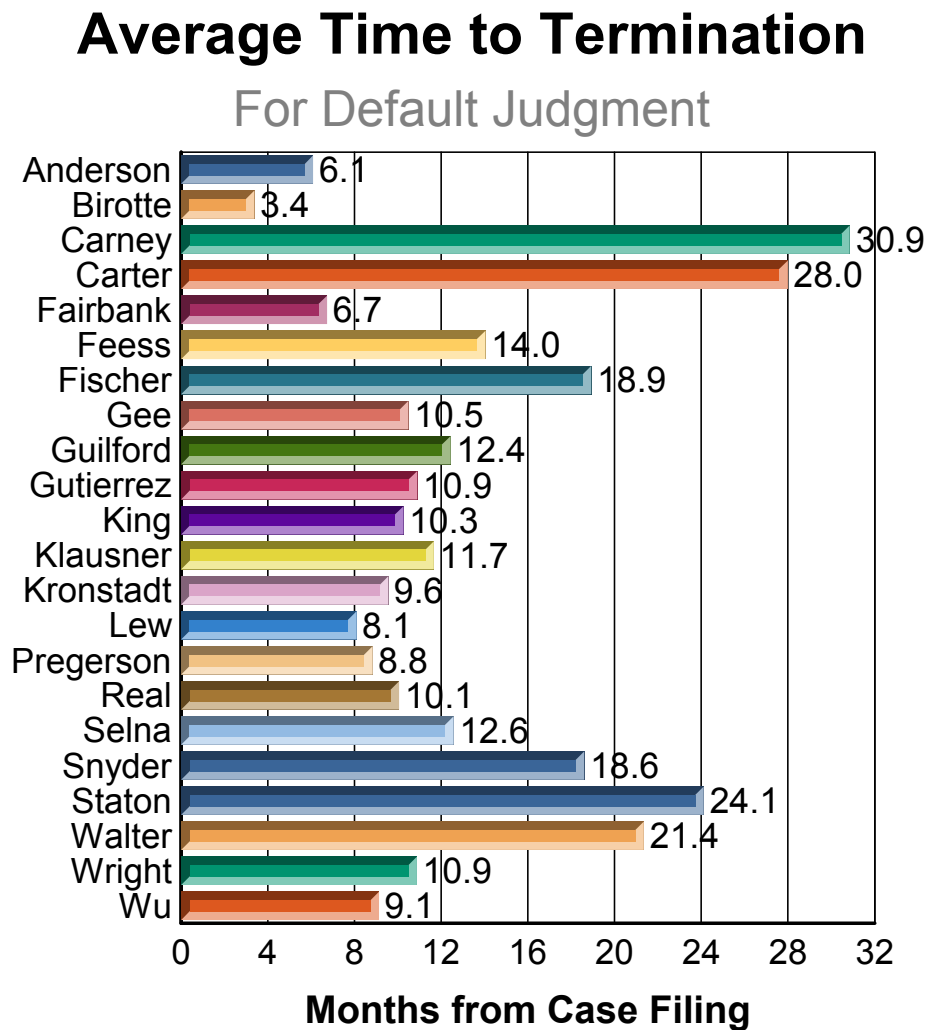
Consent Judgment

The plaintiff and defendant win rates for cases with this outcome are shown below for the judges and the district as a whole.



Default Judgment

The number of Default Judgment outcomes and the average time to termination by that outcome are shown below for the district and for each judge who has at least one such outcome.

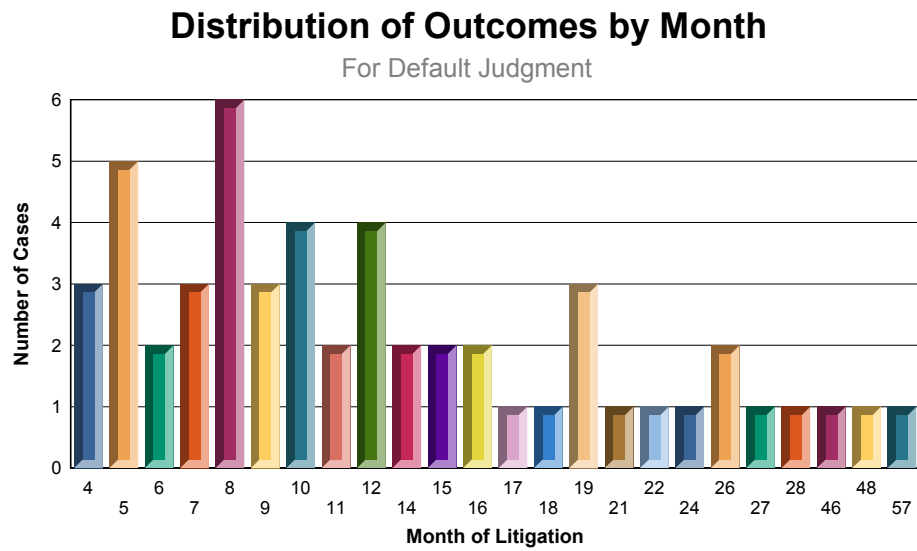


Default Judgment

	Average Time to Termination	Number of Cases
District	13.9	53
Anderson	6.1	2
Birotte	3.4	1
Carney	30.9	2
Carter	28.0	6
Fairbank	6.7	1
Feess	14.0	3
Fischer	18.9	1
Gee	10.5	4
Guilford	12.4	2
Gutierrez	10.9	2
King	10.3	3
Klausner	11.7	1
Kronstadt	9.6	1
Lew	8.1	2
Pregerson	8.8	8
Real	10.1	3
Selna	12.6	2
Snyder	18.6	1
Staton	24.1	2
Walter	21.4	1
Wright	10.9	4
Wu	9.1	1

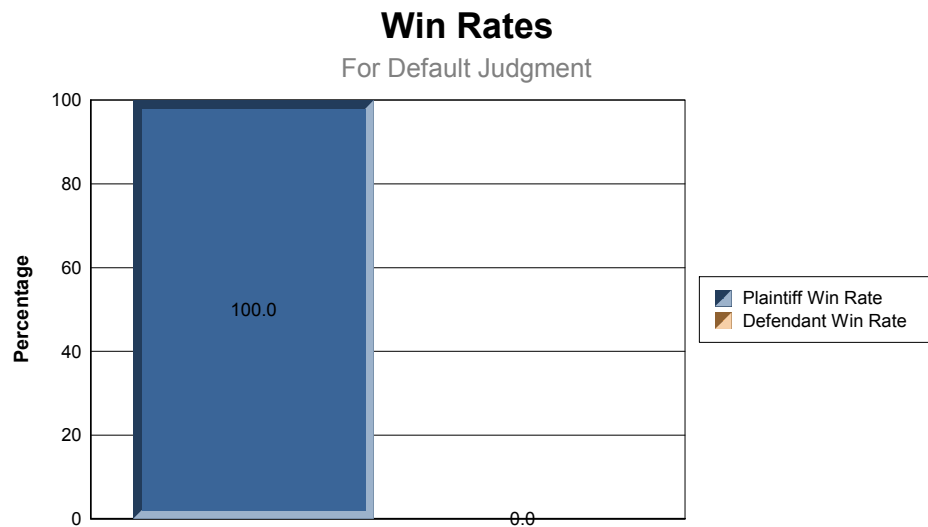
Default Judgment

The distribution of these outcomes by month of litigation is shown below. Months with no outcomes are omitted from the chart.



Default Judgment

The plaintiff and defendant win rates for cases with this outcome are shown below for the judges and the district as a whole.

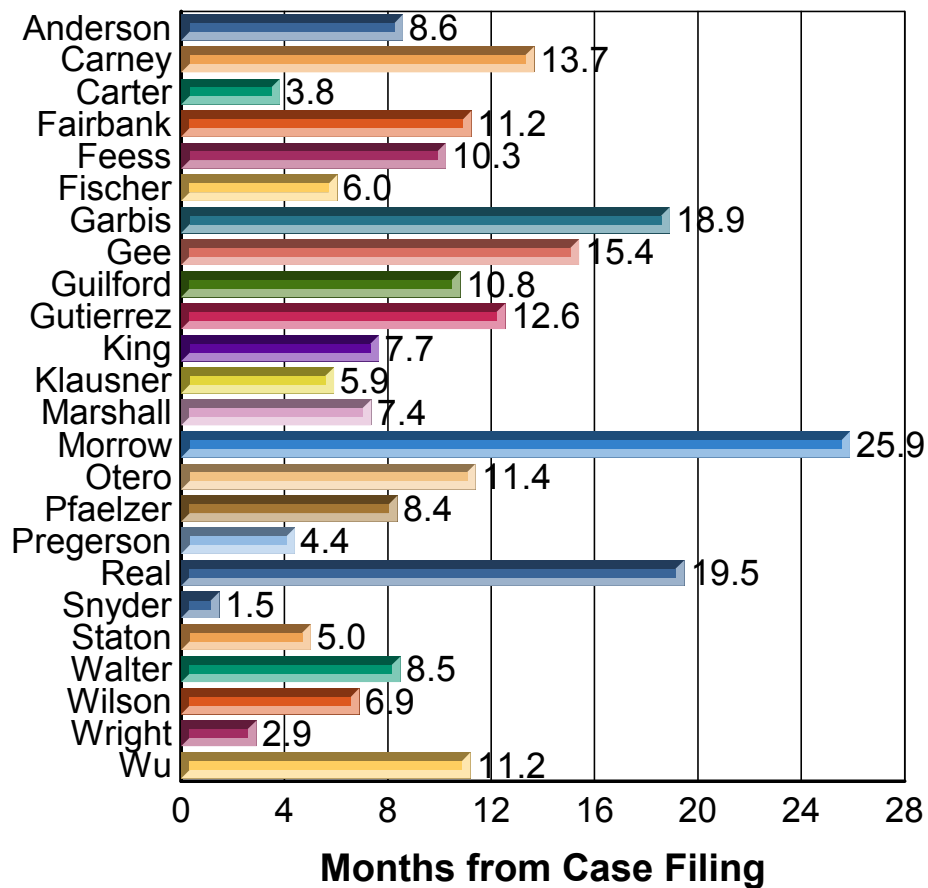


Involuntary Dismissal

The number of Involuntary Dismissal outcomes and the average time to termination by that outcome are shown below for the district and for each judge who has at least one such outcome.

Average Time to Termination

For Involuntary Dismissal

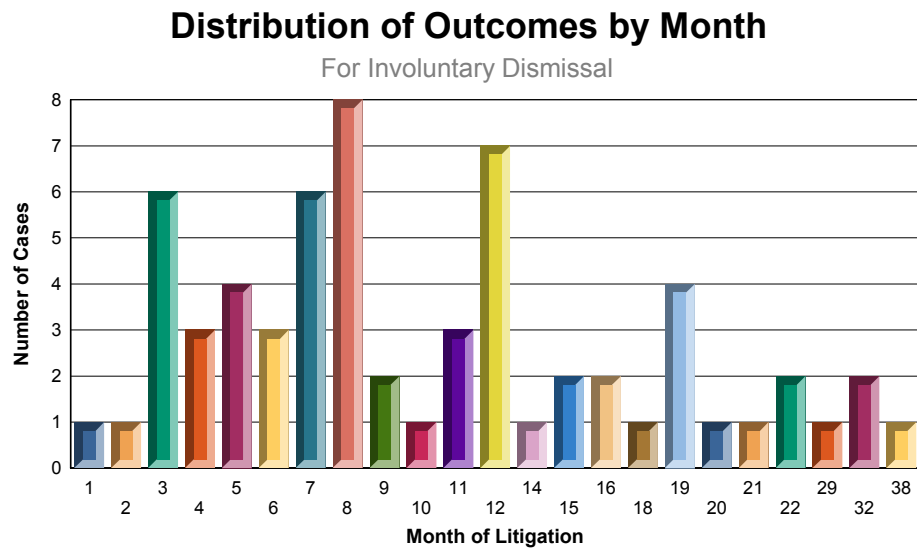


Involuntary Dismissal

	Average Time to Termination	Number of Cases
District	10.7	63
Anderson	8.6	2
Carney	13.7	4
Carter	3.8	2
Fairbank	11.2	1
Feess	10.3	2
Fischer	6.0	2
Garbis	18.9	1
Gee	15.4	3
Guilford	10.8	3
Gutierrez	12.6	3
King	7.7	1
Klausner	5.9	5
Marshall	7.4	1
Morrow	25.9	2
Otero	11.4	3
Pfaelzer	8.4	12
Pregerson	4.4	1
Real	19.5	7
Snyder	1.5	2
Staton	5.0	1
Walter	8.5	2
Wilson	6.9	1
Wright	2.9	1
Wu	11.2	1

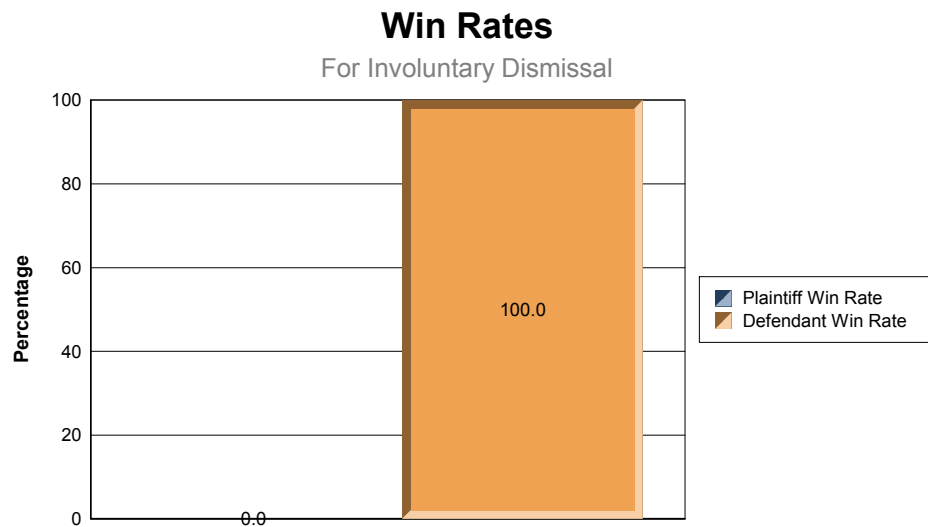
Involuntary Dismissal

The distribution of these outcomes by month of litigation is shown below. Months with no outcomes are omitted from the chart.



Involuntary Dismissal

The plaintiff and defendant win rates for cases with this outcome are shown below for the judges and the district as a whole.



Involuntary Dismissal

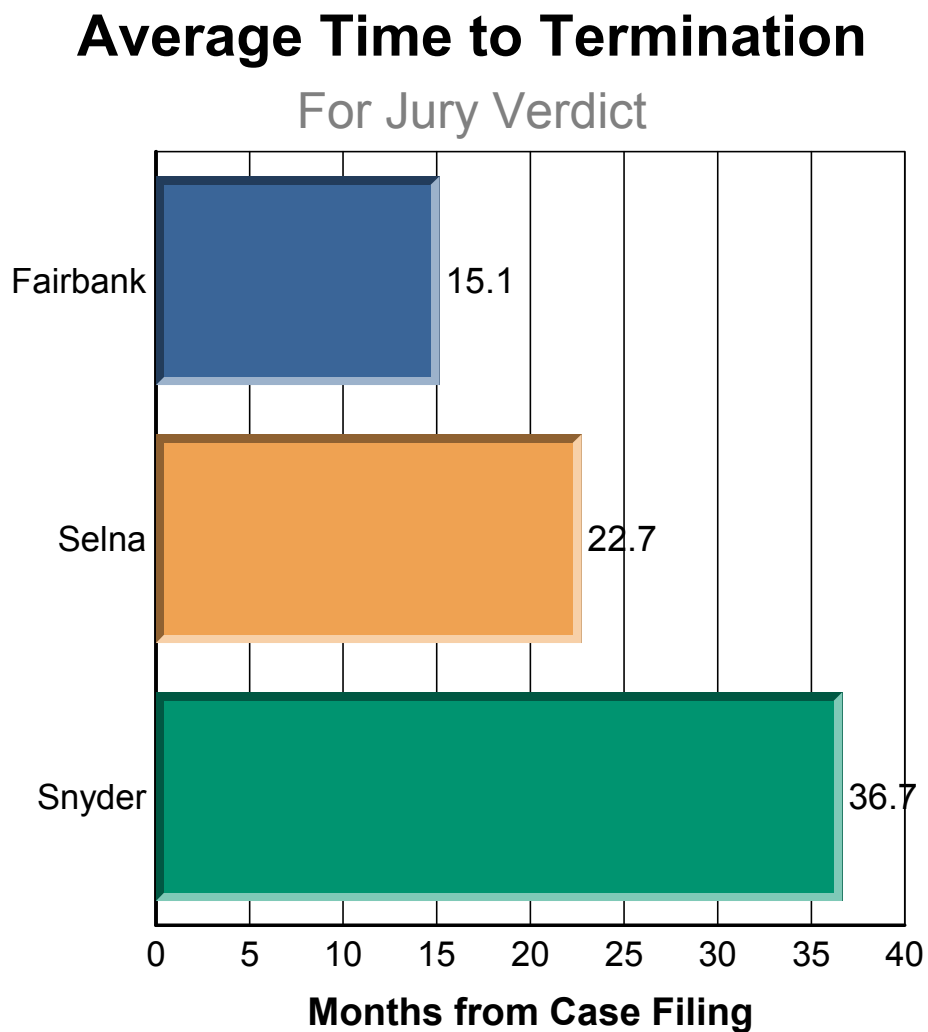
<u>Case Number</u>	<u>Judge</u>	<u>Prevailing Party</u>	<u>Pendency</u>	<u>Case Name</u>
2:10cv06475	Snyder	Defendant	0.8	Gideon Valente Agra et al v. Deutsche Bank National Trust Company et al
8:06cv00960	Guilford	Defendant	1.9	Multi-Fineline Electronix v. Stark Master Fund LTD et al
2:05cv07056	Snyder	Defendant	2.1	Philip C H Peng v. Fidelity Investment
2:11cv07345	Klausner	Defendant	2.3	Bogdan Rentea v. Dean Janes
2:06cv04620	Feess	Defendant	2.6	David H Verdiner v. Scottrade Inc et al
2:10cv09062	Anderson	Defendant	2.7	Sue Ann Simon et al v. Glen D. Hinshaw et al
2:11cv04175	Otero	Defendant	2.8	James McFadden et al v. National Title Co. et al
2:09cv06449	Wright	Defendant	2.9	Laurence Paskowitz Sep Ira v. Pacific Capital Bancorp et al
5:11cv00012	Carter	Defendant	3.7	George J Gehron et al v. Nationpoint et al
2:10cv06871	Fischer	Defendant	3.9	Harel Pia Mutual Fund v. Toyota Motor Corporation et al
8:10cv01529	Carter	Defendant	4.0	Virginia Padilla et al v. Frank Winger et al
2:12cv04768	Real	Defendant	4.1	Erich Bracht v. Deckers Outdoor Corporation et al
2:12cv03554	Pregerson	Defendant	4.4	Francisco Lamadrid et al v. Bank of America NA et al
2:10cv06845	Klausner	Defendant	4.5	Lynn Nelson v. Chase Bank USA, N.A. et al
2:10cv06104	Gee	Defendant	4.6	Gary Zingale v. Wells Fargo Bank, N.A. et al
8:10cv01477	Staton	Defendant	5.0	Rallin D Black v. Citibank N A et al
2:11cv04766	Pfaelzer	Defendant	5.5	United Financial Casualty Company et al v. Countrywide Financial Corporation et al
2:09cv06501	Klausner	Defendant	5.5	In re PACIFIC CAPITAL BANCORP SECURITIES LITIGATION
2:12cv04354	Pfaelzer	Defendant	6.1	Federal Deposit Insurance Corporation v. Countrywide Financial Corporation et al
2:14cv05083	Klausner	Defendant	6.3	Michael H. Resh et al v. China Agritech, Inc. et al
2:11cv07167	Pfaelzer	Defendant	6.3	American Fidelity Assurance Company v. Countrywide Financial Corporation et al
2:12cv04621	Walter	Defendant	6.4	In Re Chinacast Education Corporation Securities Litigation

2:12cv08415	Pfaelzer	Defendant	6.7	Federal Deposit Insurance Corporation v. J.P. Morgan Securities L.L.C. et al
2:10cv06846	Wilson	Defendant	6.9	Lynn Nelson v. Capital One Bank (USA) N.A. et al
8:09cv01246	Carney	Defendant	7.1	Lisa Christensen v. All State Financial Services LLC et al
2:08cv07017	Marshall	Defendant	7.4	Turan Petroleum, Inc. v. Yuri Vanetik et al
2:12cv04775	Pfaelzer	Defendant	7.4	Asset Management Fund et al v. Bank Of America Corporation et al
2:10cv08826	Gutierrez	Defendant	7.4	George J. Gehron et al v. American Brokers Conduit et al
2:12cv06690	Pfaelzer	Defendant	7.6	Federal Deposit Insurance Corporation v. Banc of America Securities LLC et al
2:12cv06692	Pfaelzer	Defendant	7.6	Federal Deposit Insurance Corporation v. Countrywide Financial Corporation et al
2:10cv06841	King	Defendant	7.7	Lynn Nelson v. Citibank (South Dakota) N.A. et al
2:12cv06911	Pfaelzer	Defendant	7.9	Federal Deposit Insurance Corporation v. Countrywide Securities Corporation et al
2:10cv06945	Fischer	Defendant	8.2	Holly Hanson v. Morgan Stanley Smith Barney LLC et al
2:10cv02398	Carney	Defendant	8.2	Yu-Sze Yen et al v. Landwin LP et al
2:11cv07166	Pfaelzer	Defendant	10.0	Western and Southern Life Insurance Company et al v. Countrywide Financial Corp. et al
2:06cv07599	Walter	Defendant	10.5	Glenn D Hutton v. Hansen Natural Corporation et al
2:09cv02487	Gee	Defendant	10.6	WPP Luxembourg Gamma Three Sarl v. Spot Runner, Inc. et al
2:12cv08558	Pfaelzer	Defendant	10.7	Federal Deposit Insurance Corporation as receiver for Guaranty Bank v. Countrywide Securities Corporation et al
8:13cv01818	Carney	Defendant	11.0	In re Quality Systems, Inc. Securities Litigation
2:09cv03716	Klausner	Defendant	11.1	Clifford James Smith v. Charter Communication, Inc. (St. Louis) et al
8:12cv00227	Gutierrez	Defendant	11.2	Robert P Mosier et al v. Phoenix Life Insurance Company et al
2:13cv04631	Wu	Defendant	11.2	Munjal Mehta v. Power-One Inc et al
2:11cv02645	Fairbank	Defendant	11.2	Michael Fairservice v. Wilshire Bancorp Inc et al
2:10cv07275	Pfaelzer	Defendant	11.5	Stichting Pensioenfonds ABP v. Countrywide Financial Corporation et al
8:09cv00766	Guilford	Defendant	11.8	Kurt Sollberger v. Wachovia Securities LLC et al

2:11cv04698	Pfaelzer	Defendant	13.4	Putnam Bank v. Countrywide Financial Corp et al
2:04cv01501	Anderson	Defendant	14.5	IN RE ACTIVISION, INC. SECURITIES LITIGATION
2:11cv08496	Morrow	Defendant	14.6	Peter Fodor et al v. Michal Ian Blakey et al
2:05cv05479	Otero	Defendant	15.7	Sloane Equity Investors LLP v. Molina Healthcare Inc et al
2:05cv05460	Otero	Defendant	15.7	William G Hunt v. Molina Healthcare Inc et al
2:06cv07815	Feess	Defendant	17.9	Sabrina A Chin v. Capital Group Companies Inc et al
2:04cv08401	Real	Defendant	18.7	James Stellato v. Corinthian Colleges Inc et al
8:07cv00970	Guilford	Defendant	18.7	Sheldon Pittleman v. Impac Mortgage Holdings Inc et al
2:04cv08273	Real	Defendant	18.8	Ivan Meneses v. Corinthian Colleges Inc et al
5:09cv01653	Garbis	Defendant	18.9	Robert Alan Schechter v. Elden L. Smith et al
8:12cv01647	Gutierrez	Defendant	19.1	Nathaniel L Anderson v. Peregrine Pharmaceuticals Inc et al
2:04cv06994	Real	Defendant	20.3	Douglas Rose v. Corinthian Colleges, Inc. et al
2:04cv06076	Real	Defendant	21.3	James Dolan v. Corinthian Colleges Inc et al
2:04cv05754	Real	Defendant	21.5	Michael Orlando v. Corinthian Colleges Inc et al
8:06cv00031	Carney	Defendant	28.3	In Re Impac Mortgage Holdings Inc Securities Litigation
2:08cv07844	Gee	Defendant	31.1	Robert G. Perrin et al v. Southwest Water Company et al
2:12cv05227	Real	Defendant	31.7	Khalil Zaghian v. THQ Inc et al
2:10cv06256	Morrow	Defendant	37.2	Barry R. Lloyd v. CVB Financial Corp. et al

Jury Verdict

The number of Jury Verdict outcomes and the average time to termination by that outcome are shown below for the district and for each judge who has at least one such outcome.

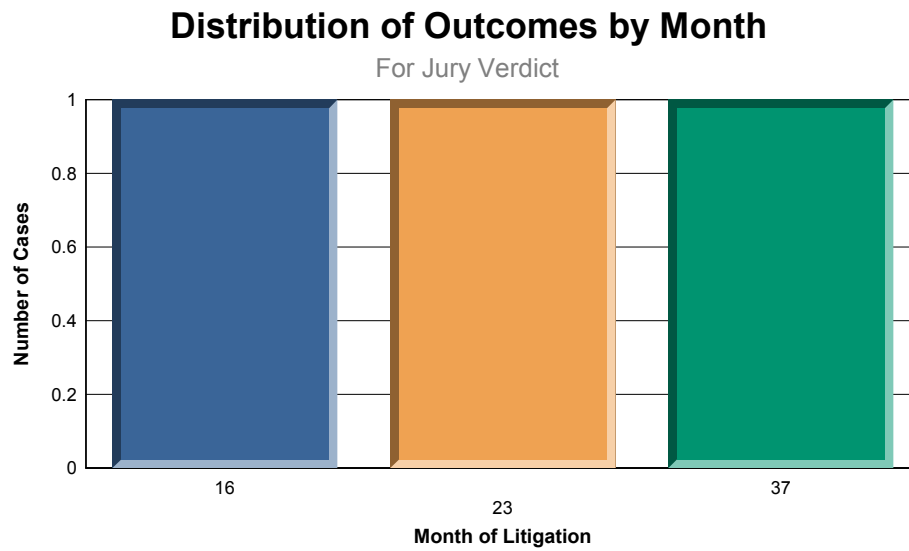


Jury Verdict

	Average Time to Termination	Number of Cases
District	24.8	3
Fairbank	15.1	1
Selna	22.7	1
Snyder	36.7	1

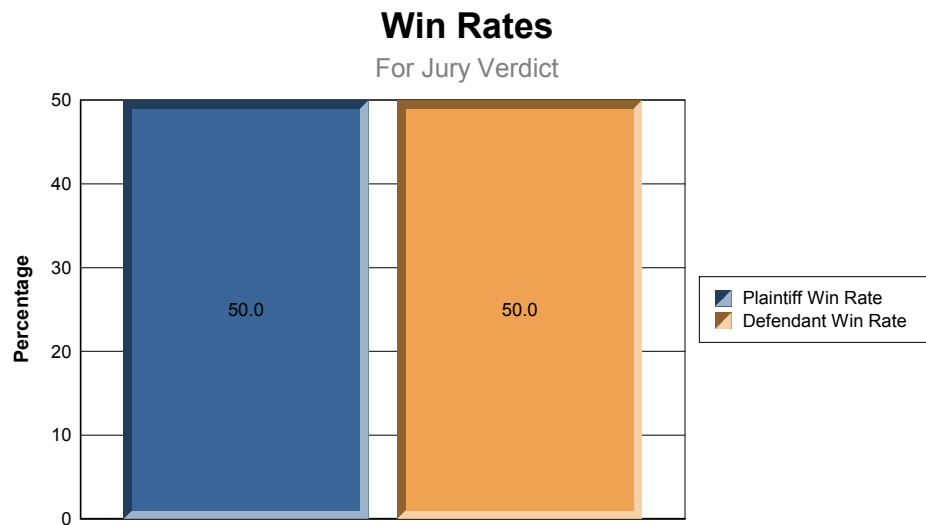
Jury Verdict

The distribution of these outcomes by month of litigation is shown below. Months with no outcomes are omitted from the chart.



Jury Verdict

The plaintiff and defendant win rates for cases with this outcome are shown below for the judges and the district as a whole.

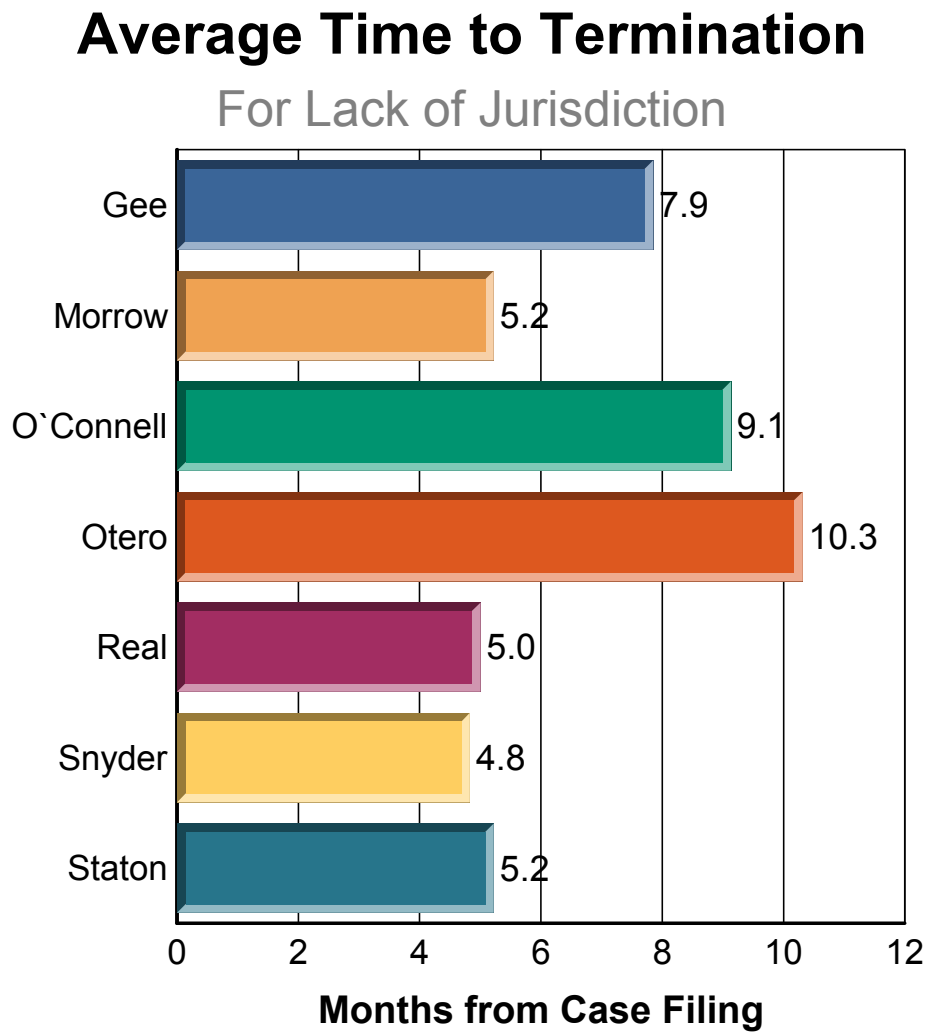


Jury Verdict

<u>Case Number</u>	<u>Judge</u>	<u>Prevailing Party</u>	<u>Pendency</u>	<u>Case Name</u>
2:07cv07398	Fairbank	Plaintiff	15.1	Securities and Exchange Commission v. Sealife Corporation et al
8:12cv01179	Selna	Defendant	22.7	Securities and Exchange Commission v. Manouchehr Moshayedi
2:05cv00941	Snyder	Both	36.7	Securities and Exchange Commission v. Courtney D Smith

Lack of Jurisdiction

The number of Lack of Jurisdiction outcomes and the average time to termination by that outcome are shown below for the district and for each judge who has at least one such outcome.

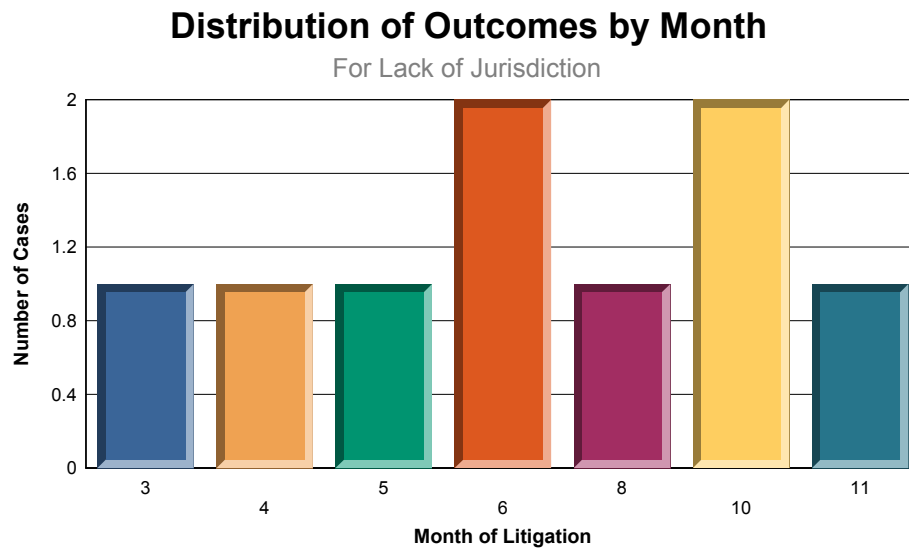


Lack of Jurisdiction

	Average Time to Termination	Number of Cases
District	6.4	9
Gee	7.9	1
Morrow	5.2	1
O`Connell	9.1	1
Otero	10.3	1
Real	5.0	3
Snyder	4.8	1
Staton	5.2	1

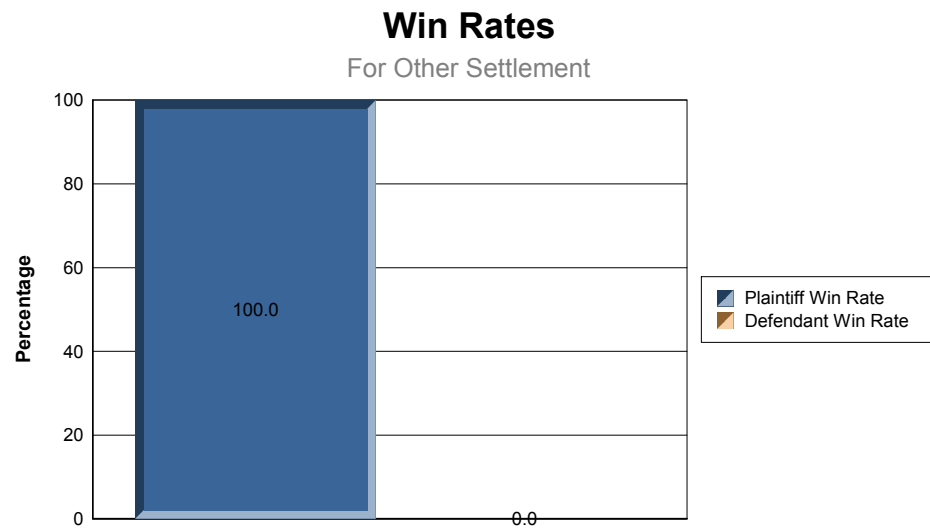
Lack of Jurisdiction

The distribution of these outcomes by month of litigation is shown below. Months with no outcomes are omitted from the chart.



Other Settlement

The plaintiff and defendant win rates for cases with this outcome are shown below for the judges and the district as a whole.

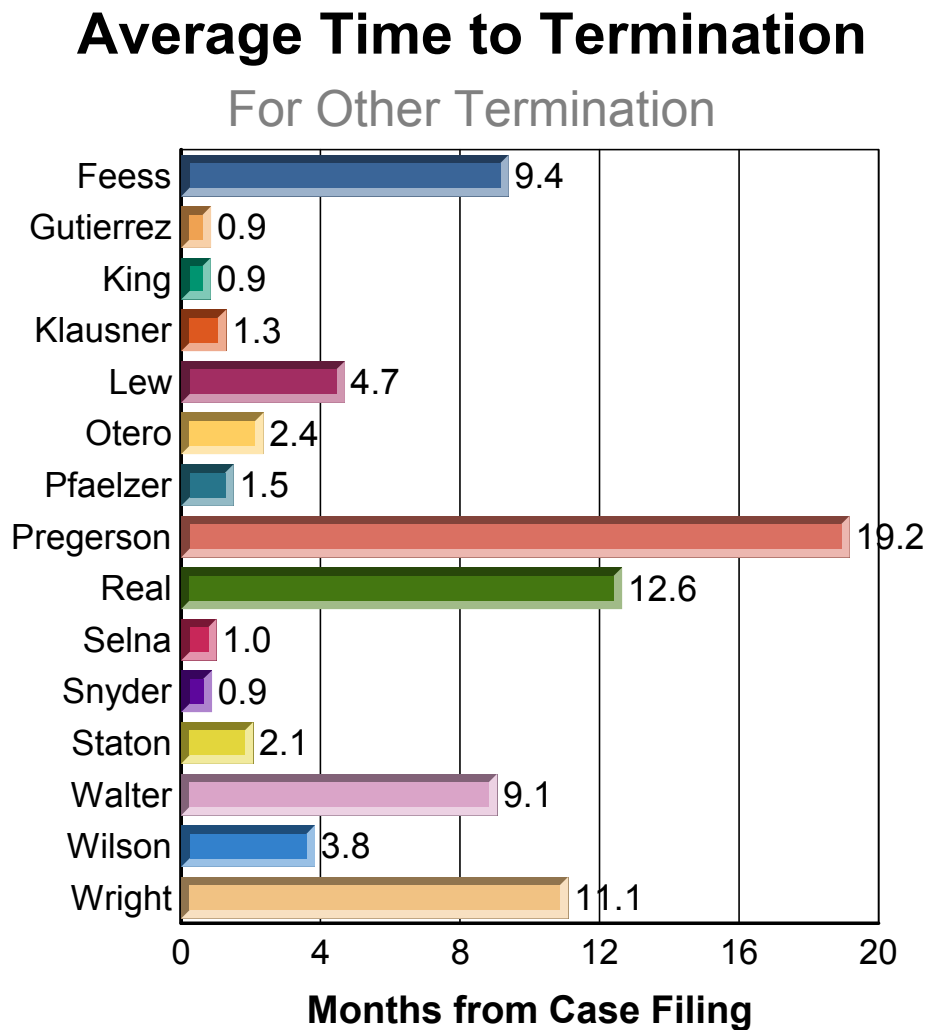


Other Settlement

<u>Case Number</u>	<u>Judge</u>	<u>Prevailing Party</u>	<u>Pendency</u>	<u>Case Name</u>
2:12cv05122	Pfaelzer	Plaintiff	18.2	Western Conference of Teamsters Pension Trust Fund v. Countrywide Financial Corporation et al
2:09cv09495	King	Plaintiff	20.9	Michael Silbergleid v. Rentech Inc et al
2:12cv05062	Gutierrez	Plaintiff	33.1	Srikanth Gudimetla v. Ambow Education Holding Ltd. et al
2:07cv07114	Snyder	Plaintiff	43.9	Middlesex County Retirement System et al v. Semtech Corp. et al

Other Termination

The number of Other Termination outcomes and the average time to termination by that outcome are shown below for the district and for each judge who has at least one such outcome.

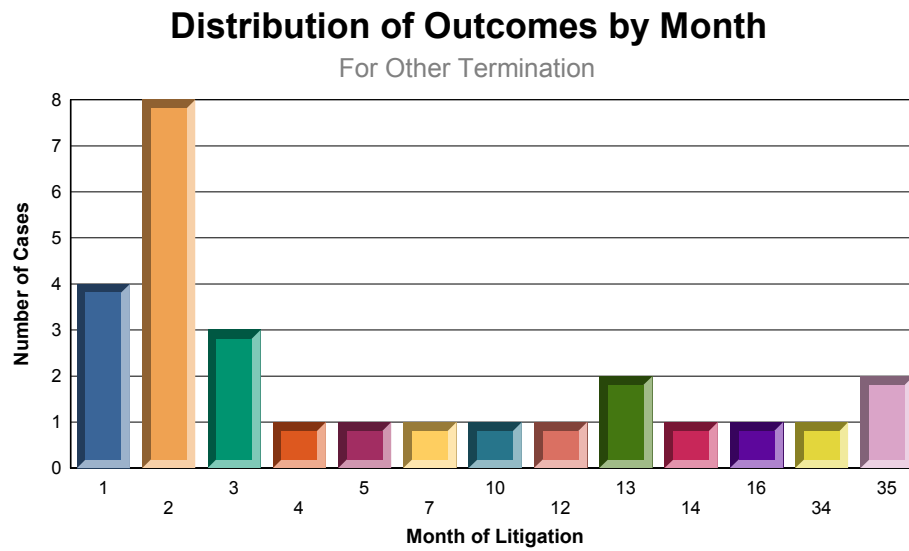


Other Termination

	Average Time to Termination	Number of Cases
District	7.9	27
Feess	9.4	2
Gutierrez	0.9	3
King	0.9	1
Klausner	1.3	2
Lew	4.7	1
Otero	2.4	2
Pfaelzer	1.5	1
Pregerson	19.2	7
Real	12.6	1
Selna	1.0	1
Snyder	0.9	1
Staton	2.1	1
Walter	9.1	1
Wilson	3.8	2
Wright	11.1	1

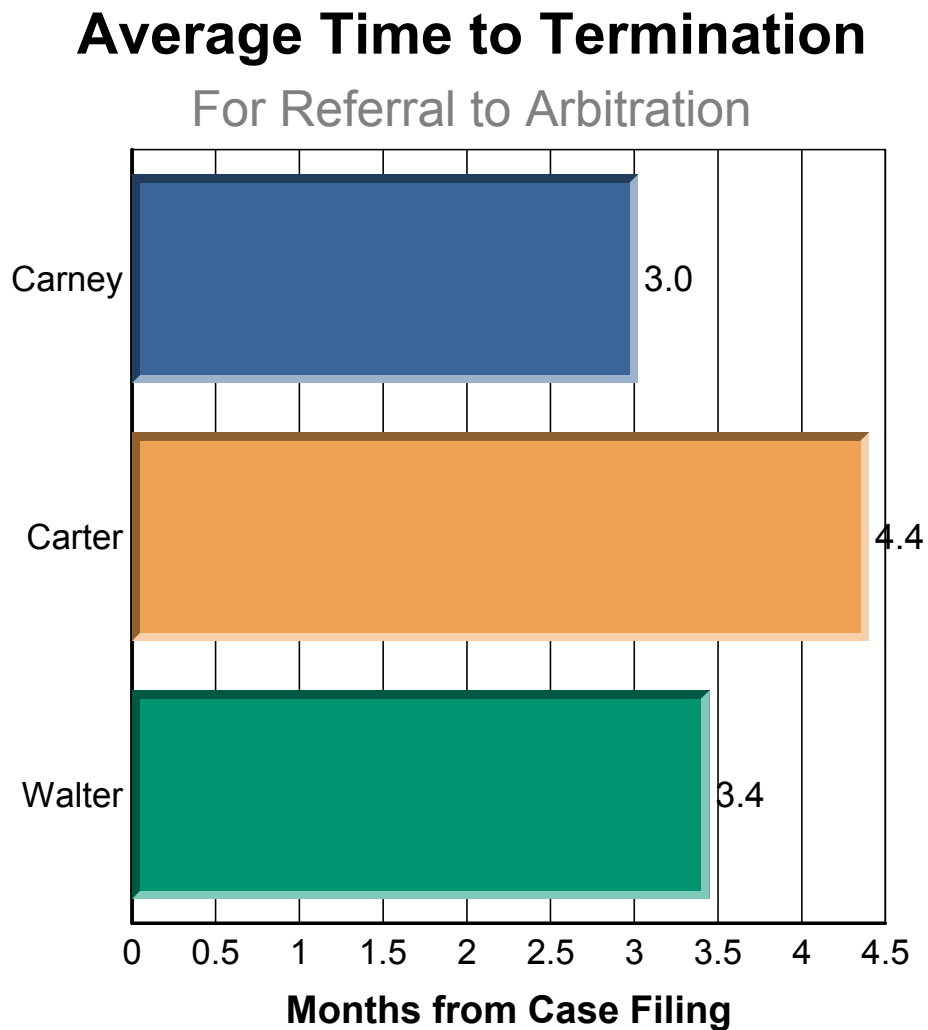
Other Termination

The distribution of these outcomes by month of litigation is shown below. Months with no outcomes are omitted from the chart.



Referral to Arbitration

The number of Referral to Arbitration outcomes and the average time to termination by that outcome are shown below for the district and for each judge who has at least one such outcome.

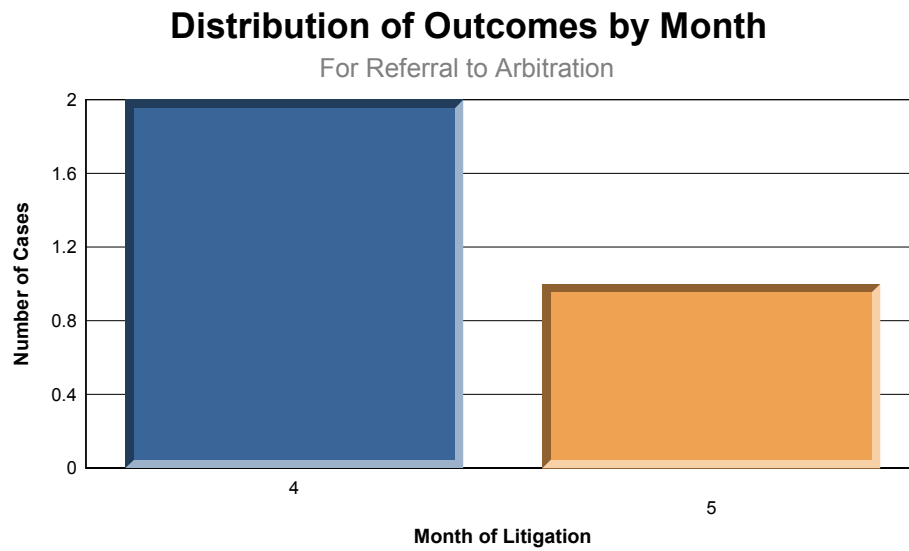


Referral to Arbitration

	Average Time to Termination	Number of Cases
District	3.6	3
Carney	3.0	1
Carter	4.4	1
Walter	3.4	1

Referral to Arbitration

The distribution of these outcomes by month of litigation is shown below. Months with no outcomes are omitted from the chart.

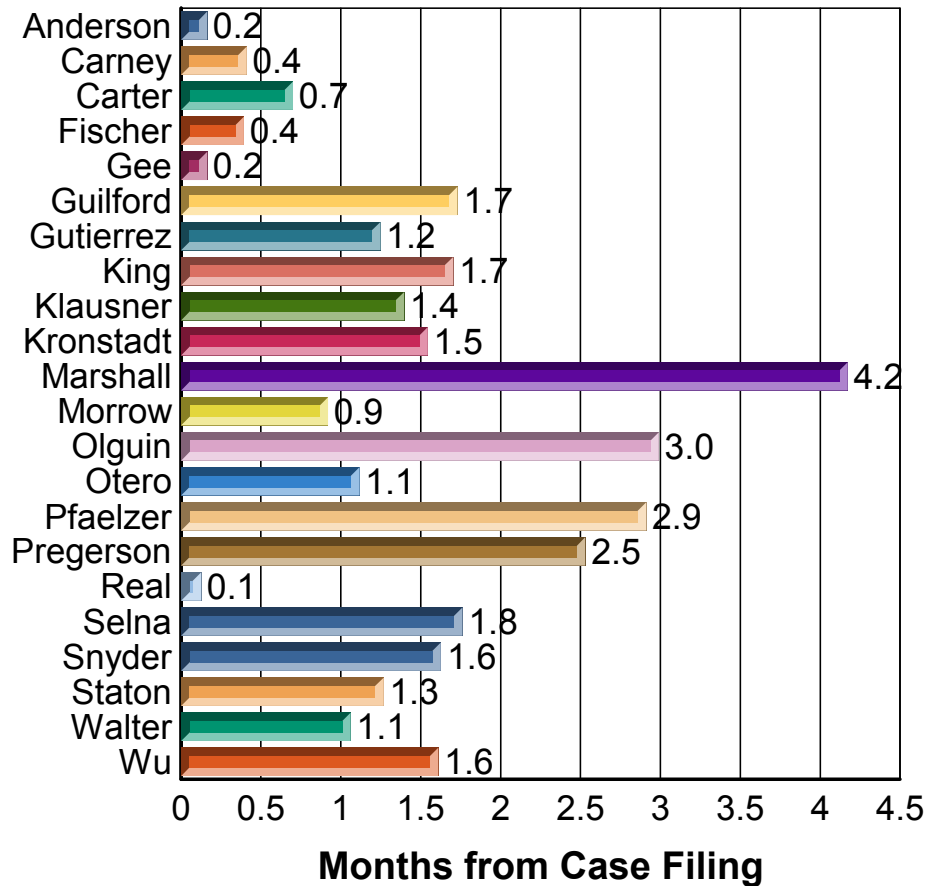


Remand to State Court

The number of Remand to State Court outcomes and the average time to termination by that outcome are shown below for the district and for each judge who has at least one such outcome.

Average Time to Termination

For Remand to State Court

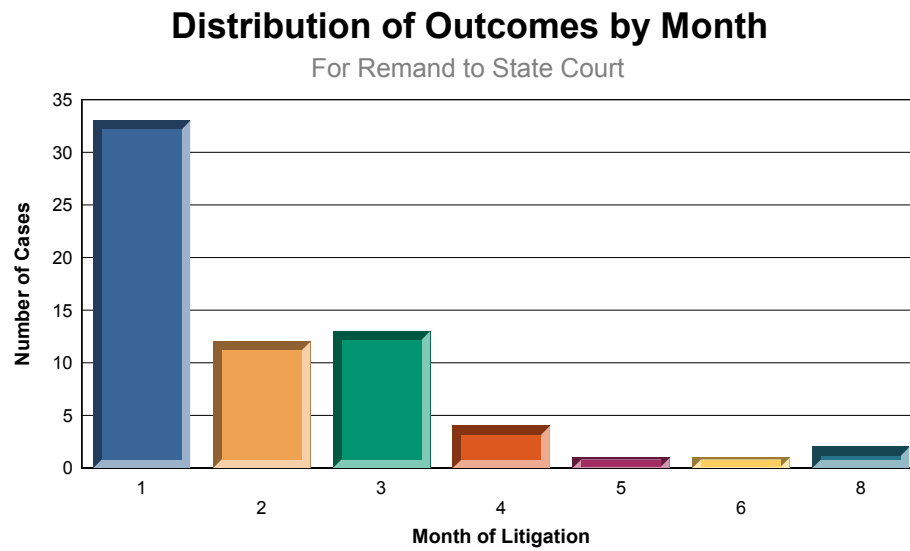


Remand to State Court

	Average Time to Termination	Number of Cases
District	1.5	66
Anderson	0.2	1
Carney	0.4	2
Carter	0.7	3
Fischer	0.4	2
Gee	0.2	1
Guilford	1.7	6
Gutierrez	1.2	2
King	1.7	6
Klausner	1.4	2
Kronstadt	1.5	1
Marshall	4.2	2
Morrow	0.9	3
Olguin	3.0	1
Otero	1.1	2
Pfaelzer	2.9	8
Pregerson	2.5	2
Real	0.1	6
Selna	1.8	5
Snyder	1.6	2
Staton	1.3	5
Walter	1.1	3
Wu	1.6	1

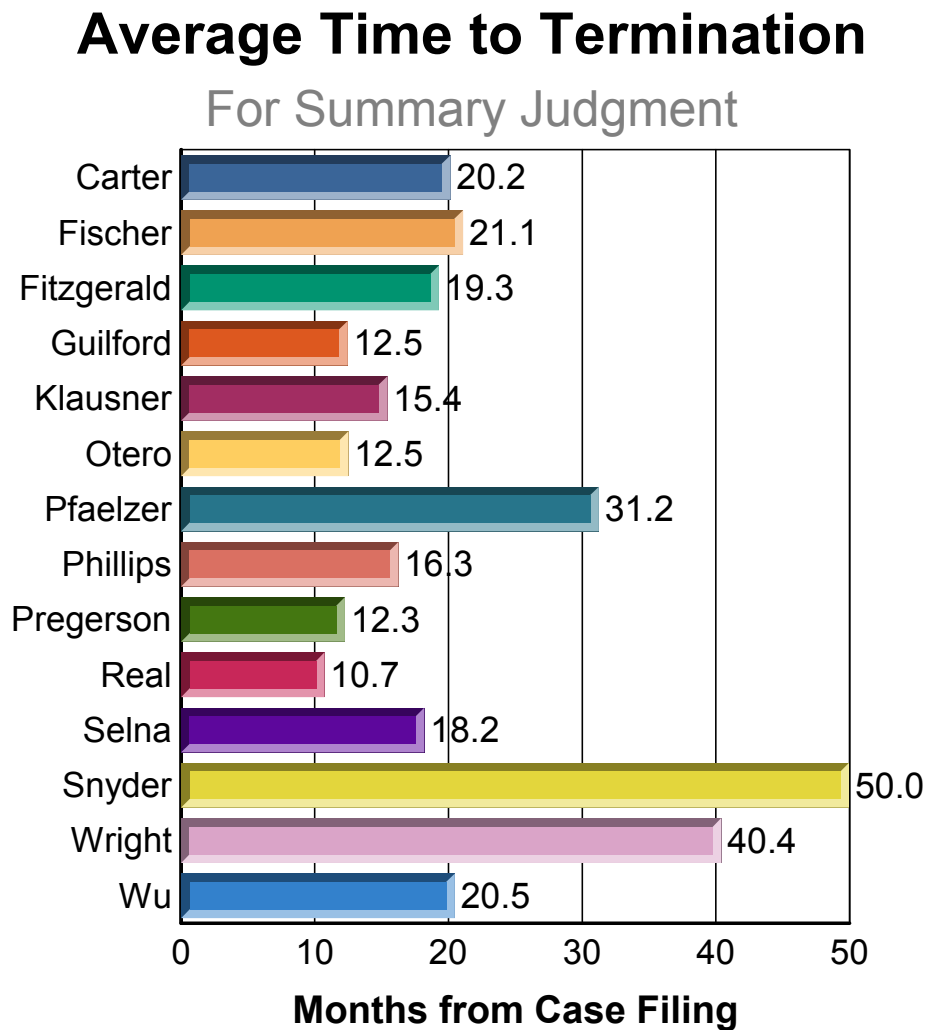
Remand to State Court

The distribution of these outcomes by month of litigation is shown below. Months with no outcomes are omitted from the chart.



Summary Judgment

The number of Summary Judgment outcomes and the average time to termination by that outcome are shown below for the district and for each judge who has at least one such outcome.

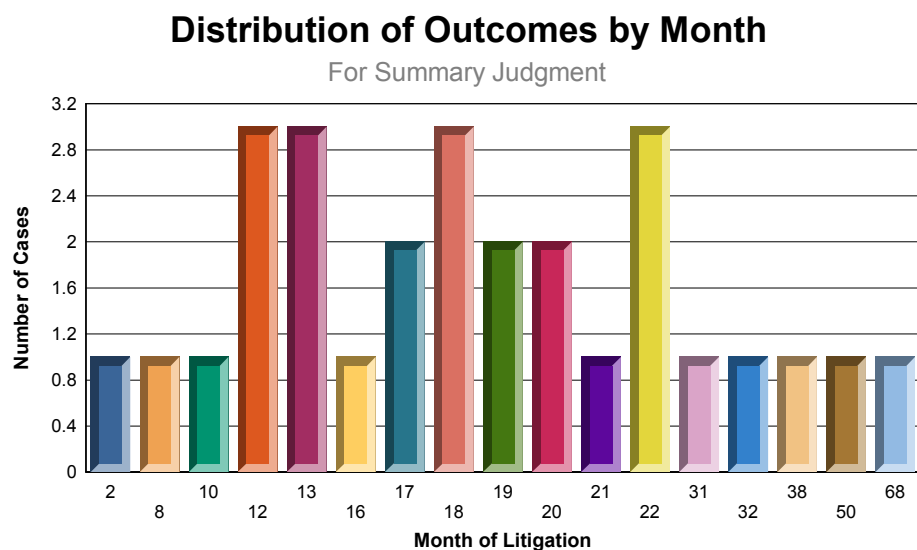


Summary Judgment

	Average Time to Termination	Number of Cases
District	20.3	28
Carter	20.2	6
Fischer	21.1	1
Fitzgerald	19.3	1
Guilford	12.5	2
Klausner	15.4	2
Otero	12.5	1
Pfaelzer	31.2	1
Phillips	16.3	1
Pregerson	12.3	4
Real	10.7	3
Selna	18.2	1
Snyder	50.0	1
Wright	40.4	3
Wu	20.5	1

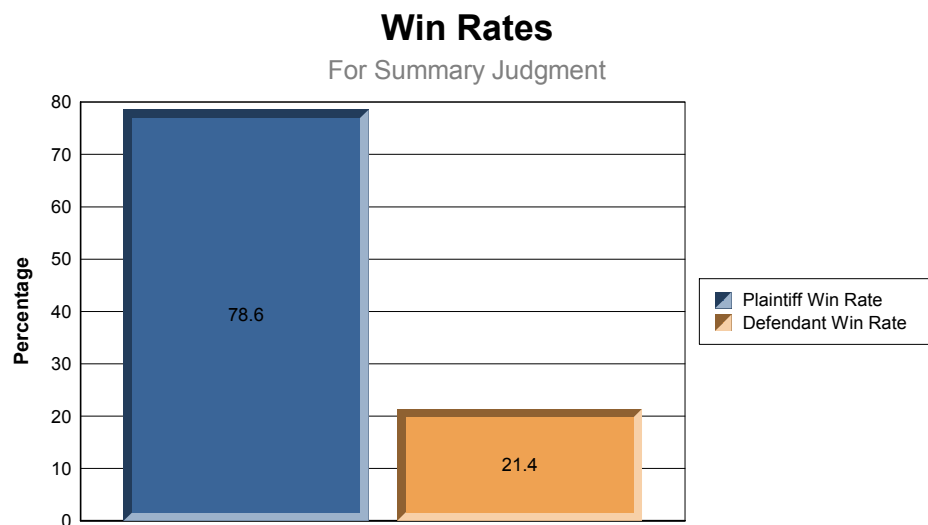
Summary Judgment

The distribution of these outcomes by month of litigation is shown below. Months with no outcomes are omitted from the chart.



Summary Judgment

The plaintiff and defendant win rates for cases with this outcome are shown below for the judges and the district as a whole.



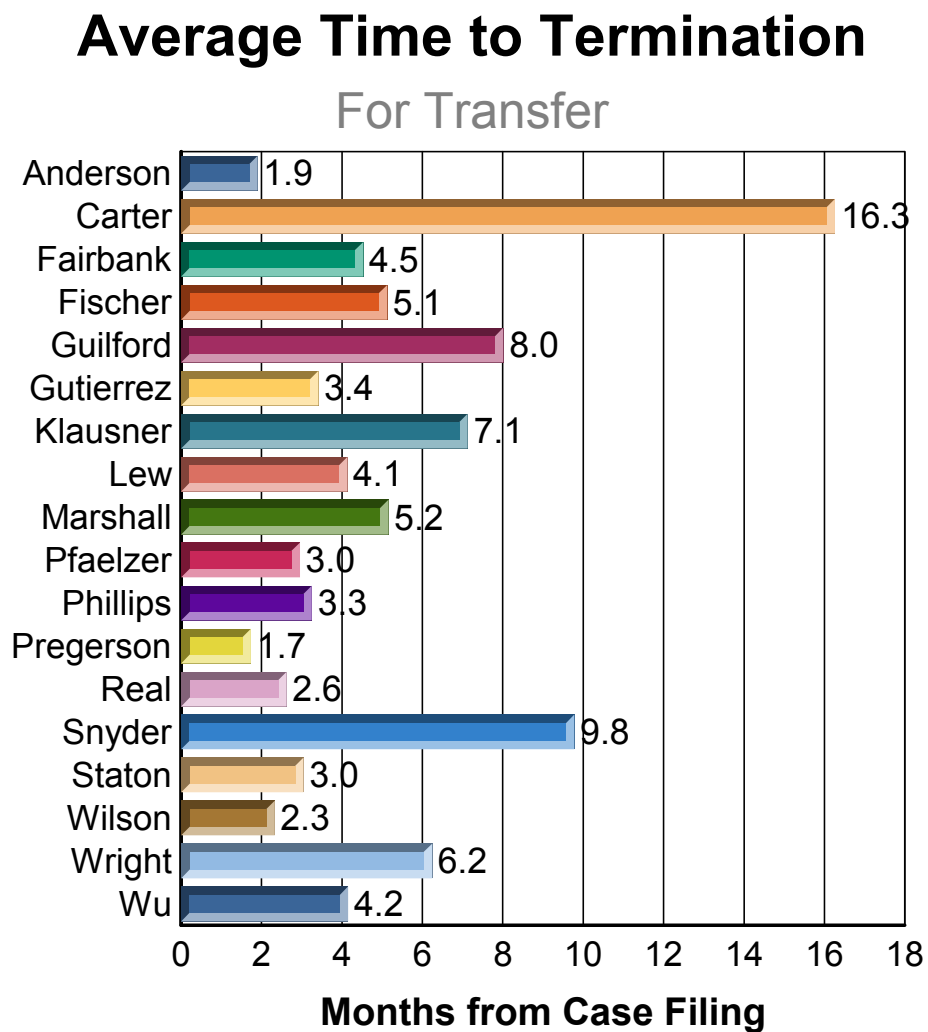
Summary Judgment

<u>Case Number</u>	<u>Judge</u>	<u>Prevailing Party</u>	<u>Pendency</u>	<u>Case Name</u>
2:09cv01947	Real	Plaintiff	1.6	Securities and Exchange Commission v. Innova Energy LLC et al
2:13cv06483	Pregerson	Plaintiff	7.8	James H Donell v. Pedram Youabian
8:07cv00993	Guilford	Defendant	9.6	Reynaldo Marques v. Villa Holdings Inc et al
2:12cv03096	Pregerson	Plaintiff	11.3	James H Donell v. Sophia Nemanim Yadegari et al
2:10cv06835	Klausner	Plaintiff	11.5	Securities and Exchange Commission v. LADP Acquisition, Inc. et al
8:05cv00256	Carter	Plaintiff	11.6	Securities and Exchange Commission v. Bodyscan Corporation et al
2:12cv02454	Pregerson	Plaintiff	12.2	James H Donell v. Reza Babakhan
2:05cv06121	Otero	Plaintiff	12.5	Securities and Exchange Commission v. Rainmaker Managed Living LLC et al
2:08cv06249	Real	Defendant	12.9	Infinite Software Corporation et al v. Anthony Baker et al
8:07cv01170	Guilford	Defendant	15.4	Kelter et al v. Forrest et al
2:06cv04792	Wright	Plaintiff	16.1	Securities and Exchange Commission v. Nicholas A Czuczko
2:08cv01323	Phillips	Plaintiff	16.3	Securities and Exchange Commission v. James B Duncan et al
8:07cv00393	Carter	Plaintiff	17.1	Mack-University LLC et al v. Halstead et al
2:05cv07352	Real	Defendant	17.7	Seth Huberman v. Tag-It Pacific Inc et al
2:12cv02319	Pregerson	Plaintiff	17.8	James H Donell v. Soheila Mojtahedian
8:06cv00582	Selna	Plaintiff	18.2	Securities and Exchange Commission v. Airtrac et al
8:07cv01140	Carter	Plaintiff	18.4	Securities and Exchange Commission v. Advance Body Imaging,LP et al
2:06cv04966	Fitzgerald	Plaintiff	19.3	Securities and Exchange Commission v. Jon W James et al
2:08cv05593	Klausner	Plaintiff	19.4	Commodity Futures Trading Commission v. Bame et al
2:10cv07797	Wu	Defendant	20.5	Armando La Fontaine et al v. Eugene E. Vollucci et al
2:10cv08383	Fischer	Plaintiff	21.1	Securities and Exchange Commission v. Mack et al
8:09cv00399	Carter	Plaintiff	21.4	Securities and Exchange Commission v. Sun Empire LLC et al

8:11cv00315	Carter	Plaintiff	21.7	United States Securities and Exchange Commission v. Francis E Wilde et al
8:09cv01431	Carter	Plaintiff	30.7	Securities and Exchange Commission v. Brookstreet Securities Corp et al
2:12cv06151	Pfaelzer	Defendant	31.2	IKB International S.A. In Liquidation et al v. Bank Of America Corporation et al
8:09cv00578	Wright	Plaintiff	37.9	U S Commodity Futures Trading Commission v. Gordon A Driver et al
2:09cv09144	Snyder	Plaintiff	50.0	Securities and Exchange Commission v. Dean P. Gross et al
2:09cv03410	Wright	Plaintiff	67.2	Securities and Exchange Commission v. Gordon A. Driver et al

Transfer

The number of Transfer outcomes and the average time to termination by that outcome are shown below for the district and for each judge who has at least one such outcome.

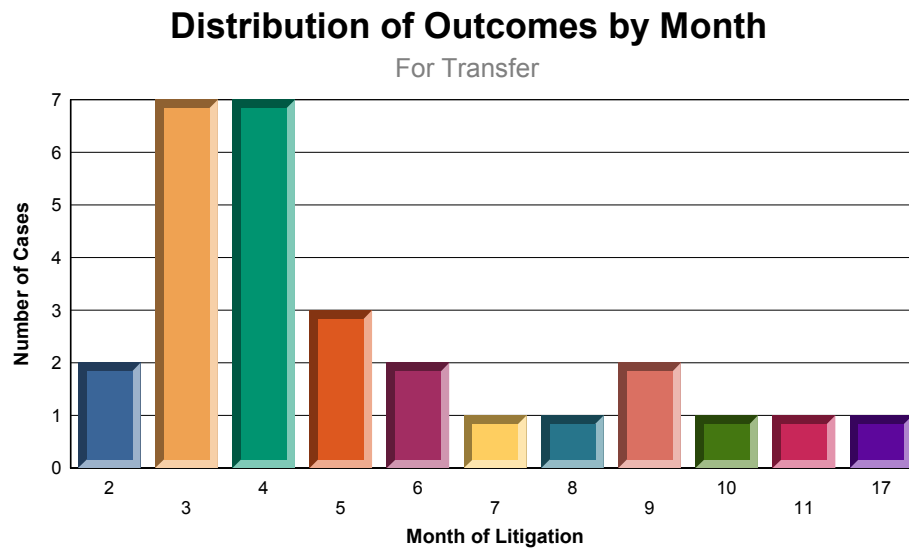


Transfer

	Average Time to Termination	Number of Cases
District	4.8	28
Anderson	1.9	2
Carter	16.3	1
Fairbank	4.5	1
Fischer	5.1	1
Guilford	8.0	1
Gutierrez	3.4	1
Klausner	7.1	1
Lew	4.1	1
Marshall	5.2	1
Pfaelzer	3.0	4
Phillips	3.3	1
Pregerson	1.7	1
Real	2.6	1
Snyder	9.8	3
Staton	3.0	4
Wilson	2.3	1
Wright	6.2	1
Wu	4.2	2

Transfer

The distribution of these outcomes by month of litigation is shown below. Months with no outcomes are omitted from the chart.



Awards and Settlement Amounts

The case names and judges for each award or settlement amount found (if any) are shown in the following tables. Caution: Awards and settlement amounts not shown in the dockets are not included.

	Average	Median
Total	16645514	1952947
Bench Trial	180234	180234
Confirmation of Arbitration	1085250	1085250
Consent Judgment	6015754	622916
Default Judgment	10284614	1816295
Jury Verdict	200000	200000
Other Settlement	41123257	5000000
Summary Judgment	8926014	2520250

<u>Case Number</u>	<u>Case Name</u>	<u>Date of Award or Settlement</u>	<u>Judge</u>	<u>Case Outcomes</u>	<u>Award Amounts</u>
2:05cv01489	Securities and Exchange Commission v. John D Hutchinson	2/28/2005	Otero	Consent Judgment	102,957.00
2:05cv06584	Securities and Exchange Commission v. Jameson L Thottam	9/7/2005	Real	Consent Judgment	41,198.00
2:06cv00256	Securities and Exchange Commission v. Deog Kyoong Jeong	1/17/2006	Fischer	Consent Judgment	62,363.00
2:06cv01269	Securities and Exchange Commission v. Alan Cao et al	3/1/2006	Fischer	Consent Judgment	20,553.00
2:07cv06180	Securities and Exchange Commission v. Michael B Upton	9/25/2007	Snyder	Consent Judgment	415,586.00
2:14cv05754	Securities and Exchange Commission v. CalPacific Equity Group, LLC et al	7/25/2014	Walter	Consent Judgment	622,916.00
5:14cv00995	Securities and Exchange Commission v. Franklin M Chu	5/22/2014	Kronstadt	Consent Judgment	70,176.00
2:07cv02655	Securities and Exchange Commission v. Gary K Melton	4/27/2007	King	Consent Judgment	31,385.00
2:06cv04502	Securities and Exchange Commission v. Endocare Inc et al	7/26/2006	Lew	Consent Judgment	49,277.00
2:09cv03430	Securities and Exchange Commission v. Gary A. Ray	5/21/2009	Real	Consent Judgment	540,651.00
8:08cv00430	Securities and Exchange Commission v. Broadcom Corporation	4/29/2008	Selna	Consent Judgment	12,000,000.00
5:14cv00996	Securities and Exchange Commission v. Daniel J Lama	5/30/2014	Kronstadt	Consent Judgment	46,688.00

2:10cv01214	Securities and Exchange Commission v. Pacific Asian Atlantic Foundation et al	3/2/2010	Klausner	Consent Judgment	50,000.00
8:06cv00943	Securities and Exchange Commission v Salvatore Favata	10/18/2006	Selna	Consent Judgment	20,000,000.00
8:05cv00383	Securities and Exchange Commission v. Martin	5/13/2005	Carter	Consent Judgment	76,360.00
2:05cv02396	Securities and Exchange Commission v. Tamarak Inc et al	4/19/2005	Otero	Consent Judgment	103,650.00
8:09cv00315	Securities and Exchange Commission v. Quest Software Inc	4/1/2009	Guilford	Consent Judgment	150,583.00
5:05cv00877	Securities and Exchange Commission v. Harvey P. Tabb	10/11/2005	Feess	Consent Judgment	50,000.00
2:09cv05493	Securities and Exchange Commission v. Avery Dennison Corporation	8/19/2009	Fischer	Consent Judgment	200,000.00
8:12cv00244	Securities and Exchange Commission v. Brenda A Eschbach	3/9/2012	Guilford	Consent Judgment	2,561,873.00
2:12cv03960	Securities and Exchange Commission v. Mohammed Mark Amin et al	6/1/2012	King	Consent Judgment	696,497.00
2:07cv07033	Securities and Exchange Commission v. Quan Zhu	11/26/2007	Fischer	Consent Judgment	108,839.00
8:14cv02026	Securities and Exchange Commission v. Shivbi S Grewal et al	1/19/2015	Staton	Consent Judgment	61,684.00
8:12cv00069	Securities and Exchange Commission v. Farzin Bazshushtari	3/1/2012	Selna	Consent Judgment	160,442.00
2:11cv04506	John Marshall et al v. Andrew Wright et al	8/1/2011	Kronstadt	Confirmation of Arbitration Award	1,170,500.00
8:11cv00164	Marc B Vaccaro et al v. David Sparks et al	5/4/2011	Carter	Default Judgment	3,199,400.00
2:12cv02320	James H Donell v. Khosrow Geola	7/9/2012	Pregerson	Default Judgment	14,950.00
2:13cv02558	Securities and Exchange Commission v. Scott London et al	8/7/2013	Klausner	Consent Judgment	1,905,893.00
8:11cv01467	Securities and Exchange Commission v. Jeff Greeney et al	1/19/2012	Staton	Consent Judgment	399,457.00
2:12cv07417	United States Commodity Futures Trading Commission v. Lincolnshire Trading Partners LLC et al	1/10/2013	Anderson	Default Judgment	140,000.00
2:09cv04287	Tangiers Investors, L.P. v. Mega Media Group, Inc. et al	10/30/2009	Lew	Default Judgment	44,016.00
2:12cv01618	James H Donell v. Omid J Bendavid	7/16/2012	Pregerson	Default Judgment	9,644.00
2:09cv02536	Securities and Exchange Commission v. Maximum Return Investments, Inc. et al	9/10/2009	Wright	Default Judgment	10,511,756.00
2:12cv02451	James H Donell v. Mehrdad Moradzadeh	8/20/2012	Pregerson	Default Judgment	13,067.00

2:10cv07709	Securities and Exchange Commission v. Jason K. Fifield	3/23/2011	Klausner	Consent Judgment	634,158.00
2:14cv01409	Securities and Exchange Commission v. Fleet Mutual Wealth Limited et al	8/21/2014	Gee	Default Judgment	4,593,640.00
2:11cv09859	Securities and Exchange Commission v. Nancy Shao Wen Chu et al	5/25/2012	Real	Default Judgment	15,860,000.00
2:12cv02452	James H Donell v. Grikor Babaiyans	9/24/2012	Pregerson	Default Judgment	419,689.00
5:06cv01377	David Alber v. Darcie McGowan et al	7/6/2007	Fairbank	Default Judgment	413,182.00
2:11cv08859	Robert J Filiatreux et al v. Duoyuan Printing Inc et al	5/23/2012	Real	Default Judgment	157,029.00
2:06cv02595	Securities and Exchange Commission v. CMG Capital Management Group Holding Company LLC et al	12/5/2006	King	Default Judgment	9,735,197.00
2:12cv02483	James H Donell v. Farideh Djebraeli et al	10/30/2012	Pregerson	Default Judgment	9,407.00
2:13cv07932	Securities and Exchange Commission v. Christopher A.T. Pedras et al	6/9/2014	Feess	Default Judgment	5,910,671.00
2:13cv06483	James H Donell v. Pedram Youabian	4/29/2014	Pregerson	Summary Judgment	60,425.00
8:09cv01426	Securities and Exchange Commission v. Brad A Morrice et al	8/17/2010	Pregerson	Consent Judgment	1,523,845.00
2:05cv03697	Securities and Exchange Commission v. George A Todt et al	2/8/2006	Anderson	Consent Judgment	291,388.00
8:10cv01455	Yvette M Fierro v. Intrigue Spirits Limited et al	6/22/2011	Gee	Default Judgment	2,858,608.00
2:11cv10495	Highlander Development Inc v. Marie Mason et al	9/18/2012	Snyder	Confirmation of Arbitration Award	1,000,000.00
8:11cv01023	Anthony Michael Ramsey et al v. Jason Halek et al	4/19/2012	Pregerson	Default Judgment	138,280.00
2:09cv04340	Securities and Exchange Commission v. Horizon Property Holdings, L.C. et al	4/2/2010	Wilson	Other Settlement	7,380,000.00
8:11cv01564	Securities and Exchange Commission v. Jerry L Aubrey et al	8/6/2012	Selna	Consent Judgment	556,215.00
2:11cv03792	Securities and Exchange Commission v. Robert C Butler	3/6/2012	Morrow	Consent Judgment	6,800,666.00
2:12cv01959	Securities and Exchange Commission v. Steven J Harrold	1/22/2013	Wu	Consent Judgment	182,654.00
8:04cv00922	Suzanne Pixley et al v. George Wortinger et al	6/27/2005	Selna	Default Judgment	32,881.00
2:11cv07233	Independent Film Development Corporation et al v. Arriva Capital LLC et al	7/30/2012	Gee	Default Judgment	125,000.00
2:12cv03096	James H Donell v. Sophia Nemanim Yadegari et al	3/18/2013	Pregerson	Summary Judgment	89,233.00
2:10cv06835	Securities and Exchange Commission v. LADP Acquisition, Inc. et al	8/30/2011	Klausner	Summary Judgment	3,760,212.00

2:08cv06574	Securities and Exchange Commission v. Lion Gate Capital, Inc. et al	9/24/2009	Fischer	Consent Judgment	150,000.00
2:11cv01143	Securities and Exchange Commission v. Curtis Peterson et al	1/25/2012	Wright	Default Judgment	750,258.00
8:05cv00256	Securities and Exchange Commission v. Bodyscan Corporation et al	3/6/2006	Carter	Summary Judgment	720,000.00
2:13cv04464	Securities and Exchange Commission v. Robert Hurd et al	6/10/2014	Klausner	Default Judgment	2,258,067.00
8:10cv00423	Securities and Exchange Commission v. Innovative Advisory Services Inc et al	4/4/2011	Selna	Consent Judgment	1,450,000.00
2:12cv02454	James H Donell v. Reza Babakhan	3/26/2013	Pregerson	Summary Judgment	13,929.00
2:05cv06121	Securities and Exchange Commission v. Rainmaker Managed Living LLC et al	9/7/2006	Otero	Summary Judgment	1,334,023.00
2:08cv06249	Infinite Software Corporation et al v. Anthony Baker et al	10/20/2009	Real	Summary Judgment	136,082.00
8:08cv00880	Securities and Exchange Commission v. Angel Acquisition Corp et al	9/4/2009	Selna	Other Settlement	600,001.00
8:13cv01923	U.S. Commodity Futures Trading Commission v. Lions Wealth Holdings, Inc. et al	1/16/2015	Staton	Consent Judgment	8,461,220.00
2:10cv01240	Mathew Zukerman et al v. Green Earth Technologies Inc et al	3/30/2011	Anderson	Other Settlement	1,050,000.00
8:09cv00764	Leonard A Alkov et al v. John Anthony Miller et al	8/20/2010	Guilford	Default Judgment	172,995,469.00
2:07cv04507	Securities and Exchange Commission v. AOB Commerce, Inc et al	9/3/2008	Snyder	Consent Judgment	23,553,719.00
8:10cv00849	Securities and Exchange Commission v. Westmoore Management LLC et al	8/12/2011	Guilford	Consent Judgment	492,265.00
8:09cv00403	John W Cotton v. Jose Ronald De Castro Macutay Jr et al	6/7/2010	Carney	Default Judgment	1,780,000.00
5:13cv01729	Securities and Exchange Commission v. Larry R Polhill	12/6/2014	Anderson	Consent Judgment	27,200,000.00
8:08cv00474	US Commodity Futures Trading Commission v. Safevest LLC et al	7/13/2009	Selna	Default Judgment	23,431,931.00
8:06cv00908	Bill Grecian et al v. Meade Instruments Corp et al	12/10/2007	Guilford	Other Settlement	2,950,000.00
2:07cv07398	Securities and Exchange Commission v. Sealife Corporation et al	2/12/2009	Fairbank	Jury Verdict	200,000.00
2:11cv02163	United States Commodity Futures Trading Commission et al v. The Trade Tech Insitute Inc. et al	6/19/2012	King	Default Judgment	18,816,359.00
2:07cv06335	Securities and Exchange Commission v. Meridian Holdings Inc et al	1/6/2009	Pregerson	Consent Judgment	40,000.00

8:04cv00575	Commodity Futures Trading Commission v. David Parker et al	8/29/2005	Carter	Default Judgment	1,418,279.00
5:07cv00037	Debra J Cribbs et al v. Kirk S Blower et al	5/5/2008	Walter	Other Settlement	1,750,000.00
2:06cv04792	Securities and Exchange Commission v. Nicholas A Czuczko	12/5/2007	Wright	Summary Judgment	1,773,568.00
2:09cv01945	Securities and Exchange Commission v. International Realty Holdings, Inc. et al	7/28/2010	Pregerson	Consent Judgment	761,497.00
2:11cv02371	Securities and Exchange Commission v. Spyglass Equity Systems Inc et al	7/27/2012	Kronstadt	Consent Judgment	389,079.00
2:08cv01323	Securities and Exchange Commission v. James B Duncan et al	7/6/2009	Phillips	Summary Judgment	30,357,902.00
2:09cv06223	Securities and Exchange Commission v. Ben-Wal Leasing Company et al	1/3/2011	Wright	Other Settlement	2,505,372.00
8:10cv00417	Lilly Lachter v. Patrick S Carter et al	8/18/2011	Gee	Default Judgment	1,852,590.00
2:13cv01865	Securities and Exchange Commission v. Thomas D Coldicutt et al	8/14/2014	Klausner	Consent Judgment	5,552,959.00
8:07cv00393	Mack-University LLC et al v. Halstead et al	9/8/2008	Carter	Summary Judgment	28,300,000.00
2:10cv01468	David A. Gill v. PetroReal Energy, Inc. et al	8/10/2011	Real	Default Judgment	818,710.00
2:12cv02319	James H Donell v. Soheila Mojtahedian	9/13/2013	Pregerson	Summary Judgment	42,845.00
2:11cv00348	Michael A. Goldstein v. Tongxin International Ltd. et al	7/9/2012	Kronstadt	Other Settlement	3,000,000.00
8:10cv01327	IN RE Beckman Coulter, Inc. Securities Litigation	3/2/2012	Staton	Other Settlement	5,000,000.00
2:09cv05449	Securities and Exchange Commission v. Diversity Capital Investments, Inc. et al	1/28/2011	Wright	Default Judgment	317,405.00
2:12cv05122	Western Conference of Teamsters Pension Trust Fund v. Countrywide Financial Corporation et al	12/17/2013	Pfaelzer	Other Settlement	500,000,000.00
2:12cv05125	David H Luther et al v. Countrywide Financial Corporation et al	12/17/2013	Pfaelzer	Other Settlement	500,000,000.00
8:06cv00582	Securities and Exchange Commission v. Airtrac et al	1/2/2008	Selna	Summary Judgment	2,005,401.00
8:07cv01140	Securities and Exchange Commission v. Advance Body Imaging,LP et al	4/9/2009	Carter	Summary Judgment	3,315,130.00
2:07cv02030	Johnson v. US Auto Parts Network Inc et al	10/10/2008	Wu	Other Settlement	10,000,000.00
2:06cv06775	Securities and Exchange Commission v. Hyun Soo Jang et al	5/12/2008	Snyder	Default Judgment	4,107,961.00
2:03cv08619	SEC v. Mary Patten, et al	6/22/2005	Fischer	Default Judgment	4,947,537.00
2:09cv05416	IN RE SKILLED HEALTHCARE GROUP	3/2/2011	Carter	Other Settlement	3,000,000.00

2:06cv04966	Securities and Exchange Commission v. Jon W James et al	3/19/2008	Fitzgerald	Summary Judgment	3,867,658.00
2:11cv01309	Securities and Exchange Commison v. Michael W Perry et al	9/27/2012	Real	Consent Judgment	1,000,000.00
8:11cv01466	Securities and Exchange Commission v. Thomas Rubin et al	5/21/2013	Selna	Consent Judgment	124,660.00
8:10cv01830	Joaquin De Teresa et al v. Matthew R Jennings et al	7/31/2012	Guilford	Consent Judgment	4,192,610.00
2:11cv04514	Citigroup Global Markets Inc. v. Impac Secured Assets Corp. et al	1/24/2013	Pfaelzer	Other Settlement	3,100,000.00
2:11ml02302	In Re A-Power Energy Generation Systems Ltd Securities Litigation	8/22/2013	Wu	Other Settlement	3,675,000.00
2:07cv05193	Robin Sanders v. Optical Products Development Corporation et al	5/5/2009	Carter	Default Judgment	346,500.00
2:09cv09495	Michael Silbergleid v. Rentech Inc et al	9/27/2011	King	Other Settlement	1,800,000.00
8:10cv01632	Securities and Exchange Commission v. Bellwether Venture Capital Fund I, Inc. et al	7/24/2012	Selna	Consent Judgment	1,815,885.00
2:10cv07317	Nassim Bayat et al v. Lynn Dale Bogart et al	7/11/2012	Walter	Default Judgment	1,249,507.00
8:09cv00399	Securities and Exchange Commission v. Sun Empire LLC et al	1/12/2011	Carter	Summary Judgment	34,364,985.00
2:03cv09196	SEC v. Richard Marks	10/6/2005	Marshall	Consent Judgment	1,010,188.00
8:12cv00754	Securities and Exchange Commission v. Apartments America LLC et al	3/10/2014	Carter	Consent Judgment	300,000.00
8:10cv00018	Securities and Exchange Commission v. Thomas A Labry et al	11/22/2011	Selna	Consent Judgment	3,082,239.00
2:07cv08359	In re BASIN WATER INC SECURITIES LITIGATION	11/13/2009	Wu	Other Settlement	7,000,000.00
2:11cv00929	Justin Mui v. Mannkind Corporation et al - THE MANNKIND SECURITIES ACTIONS	12/21/2012	Feess	Other Settlement	29,888,880.00
2:09cv03697	Securities and Exchange Commission v. Gendreau & Associates, Inc. et al	4/29/2011	Staton	Default Judgment	2,065,128.00
2:06cv04771	Milton Pfeiffer v. Robert A Kotick et al	7/21/2008	Pfaelzer	Other Settlement	22,000,000.00
2:13cv01412	SMSW Enterprises LLC et al v. Halberd Corporation et al	2/19/2015	O'Connell	Bench Trial	180,234.00
8:07cv01022	Securities and Exchange Commission v. Real Estate Partners et al	9/2/2009	Guilford	Consent Judgment	256,667.00
8:11cv01718	US Commodity Futures Trading Commission v. National Equity Holdings Inc et al	11/5/2013	Selna	Consent Judgment	4,659,096.00
2:12cv04257	Securities and Exchange Commission v. Nicholas Geranio et al	5/22/2014	O'Connell	Consent Judgment	154,605.00

8:08cv00881	Securities and Exchange Commission v. Global Materials & Services Inc et al	8/12/2010	Carter	Other Settlement	3,373,181.00
8:08cv01352	US Commodity Futures Trading Commission v. Paul Abad et al	12/14/2010	Guilford	Consent Judgment	860,845.00
2:07cv06076	Richard Apple v. LJ International Inc. et al	10/19/2009	Feess	Other Settlement	2,000,000.00
2:03cv00833	Commodity Futures v. Ben Ouyang, et al	3/11/2005	Fischer	Consent Judgment	1,120,000.00
2:10cv01689	Securities and Exchange Commission v. Francois E Durmaz et al	4/12/2012	Staton	Default Judgment	51,992,203.00
5:06cv00063	Securities and Exchange Commission v. Jeffrey A Richie et al	2/25/2008	Phillips	Consent Judgment	4,319,547.00
2:04cv03670	Securities and Exchange Commission v. C+ Capital Management LLC et al	7/5/2006	Feess	Default Judgment	30,226,515.00
2:10cv09987	Walter C. Clemens, Jr. v. China Education Alliance, Inc. et al	3/11/2013	Snyder	Other Settlement	2,425,000.00
2:10cv08245	Barton Properties, Inc. et al. v. John Burse, et al.	2/1/2013	Pregerson	Default Judgment	2,353,883.00
2:05cv08741	Securities and Exchange Commission v. Credit First Fund LP et al	3/20/2008	Fischer	Other Settlement	1,047,212.00
2:10cv09239	In re China Education Alliance, Inc. Securities Litigation	3/11/2013	Snyder	Other Settlement	2,425,000.00
2:07cv05411	Carl Waldrep v. Valueclick, Inc et al	11/25/2009	Pregerson	Other Settlement	10,000,000.00
2:11cv03531	Robert Scott v. ZST Digital Networks, Inc. et al	8/5/2013	Feess	Other Settlement	1,700,000.00
2:11cv03701	James Rose v. Deer Consumer Products, Inc. et al	8/9/2013	Gee	Other Settlement	2,125,000.00
2:08cv04561	Kevin D. Ramsey v. MRV Communications Inc. et al	11/16/2010	Feess	Other Settlement	10,000,000.00
2:05cv05074	US Commodity Futures Trading Commission v. Brett E Lovett	11/20/2007	King	Consent Judgment	635,943.00
8:06cv00734	Securities and Exchange Commission v. Paul W Mikus et al	1/6/2009	Lew	Consent Judgment	121,093.00
8:10cv01299	Kexuan Yao v. Crisnic Fund S A et al	1/23/2013	Guilford	Consent Judgment	3,113,064.00
2:07cv02144	Securities and Exchange Commission v. Tenet Healthcare Corporation et al	9/17/2009	Lew	Other Settlement	10,000,000.00
8:11cv01061	In Re China Medicine Corporation Securities Litigation	1/7/2014	Staton	Other Settlement	700,000.00
2:08cv06278	Securities and Exchange Commission v. Wealthwise, LLC et al	3/23/2011	Feess	Consent Judgment	420,323.00
2:06cv02639	Louis Grasso v. Vitesse Semiconductor Corporation et al	11/17/2008	Real	Other Settlement	10,200,000.00

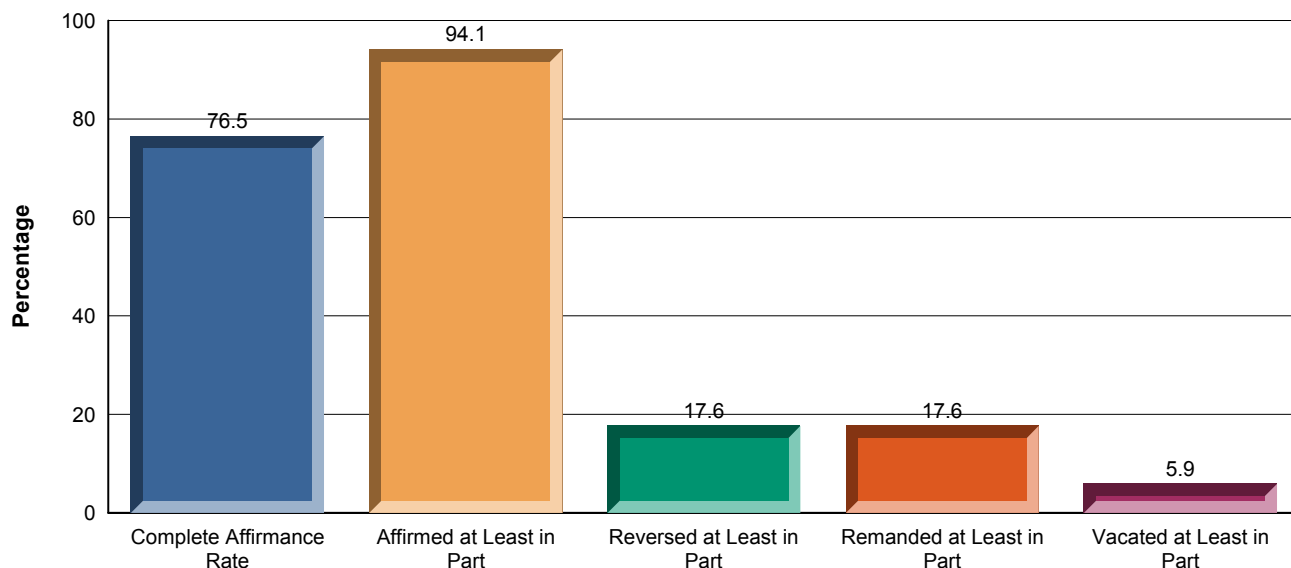
2:11cv06597	Securities and Exchange Commission v. Toby G Scammell	3/17/2014	Fischer	Consent Judgment	800,985.00
2:06cv03455	Rudman Partners LP et al v. Tenet Healthcare Corporation et al	2/11/2009	Lew	Other Settlement	1,087,500.00
2:05cv03059	Securities and Exchange Commission v. Robert A Kasirer et al	1/4/2008	Lew	Consent Judgment	4,991,434.00
2:10cv05887	Mark Henning v. Orient Paper, Inc. et al	4/29/2013	Real	Other Settlement	2,000,000.00
2:12cv05062	Srikanth Gudimetla v. Ambow Education Holding Ltd. et al	3/16/2015	Gutierrez	Other Settlement	1,500,000.00
2:07cv02544	Edward R Koller Jr v. International Rectifier Corporation et al	2/8/2010	Walter	Other Settlement	90,000,000.00
2:07cv02750	Lauri S Batwin v. Occam Networks Inc et al	2/22/2010	Snyder	Other Settlement	13,945,000.00
8:11cv01891	Jeffrey Schulein et al v. Petroleum Development Corporation et al	10/27/2014	Guilford	Consent Judgment	37,500,000.00
2:11cv05511	Jeff Feyko v. Yuhe International Inc et al	6/10/2014	Pregerson	Other Settlement	2,700,000.00
8:06cv00905	Securities and Exchange Commission v. Steven V Cotton	9/29/2009	Guilford	Consent Judgment	527,606.00
8:11cv01404	In re Hewlett-Packard Company Securities Litigation	9/15/2014	Guilford	Consent Judgment	57,000,000.00
2:10cv00922	IN RE TOYOTA MOTOR CORPORATION SECURITIES LITIGATION	3/15/2013	Fischer	Other Settlement	25,500,000.00
2:06cv06863	Middlesex Retirement System v. Quest Software Inc et al	12/7/2009	Carter	Other Settlement	29,400,000.00
8:09cv00578	U S Commodity Futures Trading Commission v. Gordon A Driver et al	7/12/2012	Wright	Summary Judgment	41,362,488.00
8:10ml02145	IN RE Medical Capital Securities Litigation	6/24/2013	Carter	Consent Judgment	105,000,000.00
8:09cv00012	Menachem Maiman v. Gregory C Talbott et al	7/9/2012	Guilford	Other Settlement	8,250,000.00
2:05cv08133	Roger Brooks et al v. Interlink Electronics Inc et al	6/1/2009	Guilford	Other Settlement	5,000,000.00
8:09cv01304	IN RE STEC, INC. SECURITIES LITIGATION	5/23/2013	Selna	Other Settlement	35,750,000.00
2:07cv07114	Middlesex County Retirement System et al v. Semtech Corp. et al	6/27/2011	Snyder	Other Settlement	20,000,000.00
2:07cv00931	Avi Gold v. Brad A Morrice et al	11/15/2010	Pregerson	Other Settlement	125,312,450.00
8:10cv01876	US Commodity Futures Trading Commission v. American Bullion Exchange Abex Corp et al	9/16/2014	Carter	Default Judgment	14,900,600.00
2:10cv00302	Maine State Retirement System v. Countrywide Financial Corporation et al	12/17/2013	Pfaelzer	Other Settlement	85,000,000.00
2:10cv06352	Anthony Andrade v. American Apparel, Inc. et al	7/29/2014	Morrow	Consent Judgment	4,800,000.00

5:05cv00351	Securities and Exchange Commission v. Tri Energy Inc et al	4/9/2009	Guilford	Consent Judgment	51,000,000.00
2:06cv02247	Securities and Exchange Commission v. Ramy Y El-Batrawi et al	4/6/2010	Snyder	Consent Judgment	42,620.00
2:09cv09144	Securities and Exchange Commission v. Dean P. Gross et al	2/12/2014	Snyder	Summary Judgment	3,035,099.00
8:10cv00537	Buttonwood Tree Value Partners LP et al v. Jack A Sweeney et al	7/21/2014	Carney	Consent Judgment	5,500,000.00
2:09cv03671	James Mitchell v. Bidz.com, Inc. et al	10/11/2013	Marshall	Other Settlement	3,200,000.00
2:09cv03216	Ramon Gomez v. Bidz. Com, Inc. et al	10/11/2013	Marshall	Other Settlement	3,200,000.00
2:06cv03252	In Re Broadcom Corporation Derivative Litigation	5/23/2011	Real	Other Settlement	197,000,000.00
2:09cv03410	Securities and Exchange Commission v. Gordon A. Driver et al	12/18/2014	Wright	Summary Judgment	6,129,265.00
2:05cv03132	Securities and Exchange Commission v. Stuart H Wolff et al	12/15/2010	Wilson	Consent Judgment	11,900,462.00
2:06cv03731	Jim Brown v. Brett C Brewer et al	3/19/2012	King	Other Settlement	45,000,000.00
2:06cv05036	Sonam Bakshi v. Henry Samuelli et al	12/4/2012	Real	Other Settlement	160,500,000.00
2:05cv02547	Securities and Exchange Commission v. Drew S Levin et al	6/5/2014	Pregerson	Consent Judgment	2,300,000.00

Appeals

The number of rulings on appeal in these cases and the rulings themselves are found in the table below. The Complete Affirmance Rate (the number of appeals which were affirmed with no other ruling, divided by the total number of appeals decision-not counting dismissed and pending appeals), the percentage of appeal rulings which affirmed the lower court at least in part, the percentage which reversed this court at least in part, the percentage which remanded this court at least in part, and the percentage which vacated this court at least in part are shown in the chart immediately below.

Appeal Outcomes



	Total
Affirmed	13
Affirmed,Reversed,Remanded	2
Affirmed,Vacated,Remanded	1
Dismissed	37
Pending	23
Reversed	1

<u>Case Name</u>	<u>Case Number</u>	<u>Judge</u>	<u>Result of Appeal</u>
David H Luther et al v. Countrywide Home Loans Servicing LP et al	2:07cv08165	Pfaelzer	Affirmed
Zeddrick F. White v. Deloitte & Touche, LLP et al	2:10cv03479	Snyder	Affirmed
Nicholas J Corbi et al v. The Capital Group Companies Inc et al (IN RE AMERICAN FUNDS FEE LITIGATION)	2:04cv05593	Feess	Affirmed
David H Verdiner v. Scottrade Inc et al	2:06cv04620	Feess	Affirmed
Nassim Bayat et al v. Lynn Dale Bogart et al	2:10cv07317	Walter	Affirmed
Clifford James Smith v. Charter Communication, Inc. (St. Louis) et al	2:09cv03716	Klausner	Affirmed
Wells Fargo Bank NA v. Lorna F Piedad et al	8:12cv01044	Carney	Affirmed
Holly Hanson v. Morgan Stanley Smith Barney LLC et al	2:10cv06945	Fischer	Affirmed
Securities and Exchange Commission v. Rainmaker Managed Living LLC et al	2:05cv06121	Otero	Affirmed
Sheldon Pittleman v. Impact Mortgage Holdings Inc et al	8:07cv00970	Guilford	Affirmed
Kelter et al v. Forrest et al	8:07cv01170	Guilford	Affirmed
Connecticut Retirement v. Amgen Inc et al	2:07cv02536	Gutierrez	Affirmed
U S Commodity Futures Trading Commission v. Gordon A Driver et al	8:09cv00578	Wright	Affirmed
Robert G. Perrin et al v. Southwest Water Company et al	2:08cv07844	Gee	Affirmed,Reversed,Remanded
WPP Luxembourg Gamma Three Sarl v. Spot Runner, Inc. et al	2:09cv02487	Gee	Affirmed,Reversed,Remanded
Sabrina A Chin v. Capital Group Companies Inc et al	2:06cv07815	Feess	Affirmed,Vacated,Remanded
Jim Brown v. Brett C Brewer et al	2:06cv03731	King	Dismissed
Securities and Exchange Commission v. Christian Stanley Inc et al	2:11cv07147	King	Dismissed
Maine State Retirement System v. Countrywide Financial Corporation et al	2:10cv00302	Pfaelzer	Dismissed
Western and Southern Life Insurance Company et al v. Countrywide Financial Corp. et al	2:11cv07166	Pfaelzer	Dismissed
American Fidelity Assurance Company v. Countrywide Financial Corporation et al	2:11cv07167	Pfaelzer	Dismissed
Federal Deposit Insurance Corporation v. Countrywide Financial Corporation et al	2:12cv06692	Pfaelzer	Dismissed

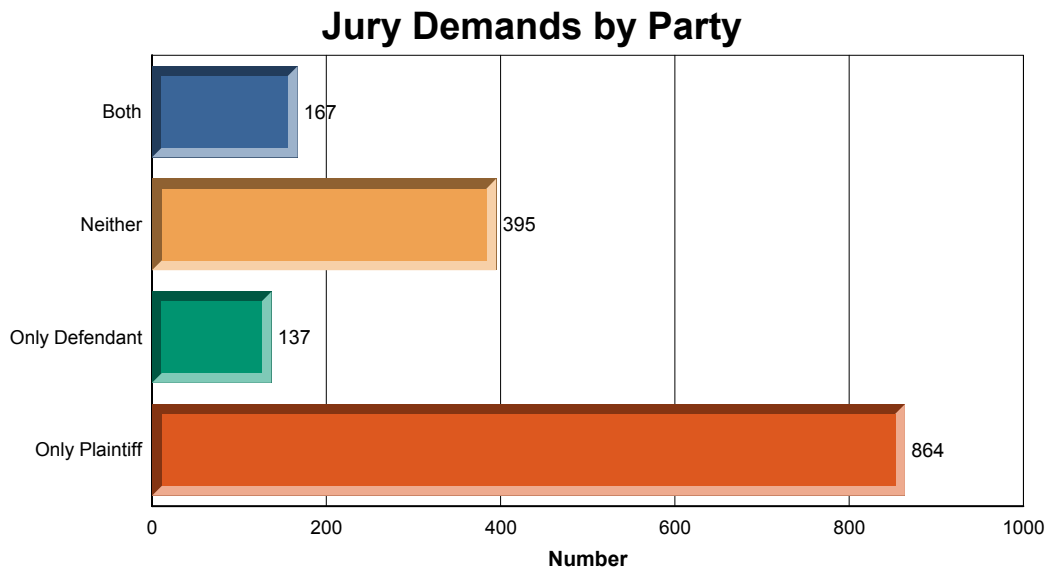
Federal Deposit Insurance Corporation as receiver for Guaranty Bank v. Countrywide Securities Corporation et al	2:12cv08558	Pfaelzer	Dismissed
Federal Deposit Insurance Corporation v. Countrywide Financial Corporation et al	2:12cv04354	Pfaelzer	Dismissed
Western Conference of Teamsters Pension Trust Fund v. Countrywide Financial Corporation et al	2:12cv05122	Pfaelzer	Dismissed
Stichting Pensioenfonds ABP v. Countrywide Financial Corporation et al	2:10cv07275	Pfaelzer	Dismissed
Putnam Bank v. Countrywide Financial Corp et al	2:11cv04698	Pfaelzer	Dismissed
United Financial Casualty Company et al v. Countrywide Financial Corporation et al	2:11cv04766	Pfaelzer	Dismissed
James H Donell v. Soheila Mojtahedian	2:12cv02319	Pregerson	Dismissed
Ivan Kruglak et al v. Indranet Technologies Ltd et al	2:05cv00611	Real	Dismissed
In Re Broadcom Corporation Derivative Litigation	2:06cv03252	Real	Dismissed
Infinite Software Corporation et al v. Anthony Baker et al	2:08cv06249	Real	Dismissed
Securities and Exchange Commission v. Charles P Copeland et al	2:11cv08607	Real	Dismissed
Middlesex County Retirement System et al v. Semtech Corp. et al	2:07cv07114	Snyder	Dismissed
Middlesex Retirement System v. Quest Software Inc et al	2:06cv06863	Carter	Dismissed
Mack-University LLC et al v. Halstead et al	8:07cv00393	Carter	Dismissed
US Commodity Futures Trading Commission v. American Bullion Exchange Abex Corp et al	8:10cv01876	Carter	Dismissed
The O.N. Equity Sales Company v. Dean K Steinke et al	2:07cv03170	Walter	Dismissed
Bogdan Rentea v. Dean Janes	2:11cv07345	Klausner	Dismissed
Michael Gearing et al v. China Agritech Inc et al	2:11cv04417	Klausner	Dismissed
U.S. Commodity Futures Trading Commission v. Forex Liquidity LLC	8:07cv01437	Carney	Dismissed
Securities and Exchange Commission v. Airtrac et al	8:06cv00582	Selna	Dismissed
IN RE STEC, INC. SECURITIES LITIGATION	8:09cv01304	Selna	Dismissed
Securities and Exchange Commission v. Thomas A Labry et al	8:10cv00018	Selna	Dismissed

Securities and Exchange Commission v. Mack et al	2:10cv08383	Fischer	Dismissed
Harel Pia Mutual Fund v. Toyota Motor Corporation et al	2:10cv06871	Fischer	Dismissed
Kenneth S Rotskoff et al v. Wester S Cooley et al	5:05cv00314	Guilford	Dismissed
Kurt Sollberger v. Wachovia Securities LLC et al	8:09cv00766	Guilford	Dismissed
Securities and Exchange Commission v. Private Equity Management Group, Inc. et al	2:09cv02901	Gutierrez	Dismissed
Securities and Exchange Commission v. Sealife Corporation et al	2:07cv07398	Fairbank	Dismissed
Laurence Paskowitz Sep Ira v. Pacific Capital Bancorp et al	2:09cv06449	Wright	Dismissed
Yvette M Fierro v. Intrigue Spirits Limited et al	8:10cv01455	Gee	Dismissed
Short v. Dondanville et al	5:11cv00615	Kronstadt	Dismissed
Federal Deposit Insurance Corporation v. Banc of America Securities LLC et al	2:12cv06690	Pfaelzer	Pending
Federal Deposit Insurance Corporation v. Countrywide Securities Corporation et al	2:12cv06911	Pfaelzer	Pending
Federal Deposit Insurance Corporation v. J.P. Morgan Securities L.L.C. et al	2:12cv08415	Pfaelzer	Pending
David H Luther et al v. Countrywide Financial Corporation et al	2:12cv05125	Pfaelzer	Pending
THE PRUDENTIAL LIFE INSURANCE COMPANY, LTD. et al v. COUNTRYWIDE FINANCIAL CORP. et al	2:13cv05883	Pfaelzer	Pending
Seth Huberman v. Tag-It Pacific Inc et al	2:05cv07352	Real	Pending
Securities and Exchange Commission v. Peter L Jensen et al	2:11cv05316	Real	Pending
Khalil Zaghian v. THQ Inc et al	2:12cv05227	Real	Pending
Barry R. Lloyd v. CVB Financial Corp. et al	2:10cv06256	Morrow	Pending
Securities and Exchange Commission v. Brookstreet Securities Corp et al	8:09cv01431	Carter	Pending
United States Securities and Exchange Commission v. Francis E Wilde et al	8:11cv00315	Carter	Pending
Alexander Vinokurov v. Wet Seal Inc et al	2:04cv07159	Feess	Pending
Justin Mui v. Mannkind Corporation et al - THE MANNKIND SECURITIES ACTIONS	2:11cv00929	Feess	Pending

In Re Chinacast Education Corporation Securities Litigation	2:12cv04621	Walter	Pending
Michael H. Resh et al v. China Agritech, Inc. et al	2:14cv05083	Klausner	Pending
Buttonwood Tree Value Partners LP et al v. Jack A Sweeney et al	8:10cv00537	Carney	Pending
In re Quality Systems, Inc. Securities Litigation	8:13cv01818	Carney	Pending
Securities and Exchange Commission v. Bellwether Venture Capital Fund I, Inc. et al	8:10cv01632	Selna	Pending
IN RE TOYOTA MOTOR CORPORATION SECURITIES LITIGATION	2:10cv00922	Fischer	Pending
Crafton v. Powerwave Technologies Inc et al	8:07cv00065	Gutierrez	Pending
Nathaniel L Anderson v. Peregrine Pharmaceuticals Inc et al	8:12cv01647	Gutierrez	Pending
Armando La Fontaine et al v. Eugene E. Vollucci et al	2:10cv07797	Wu	Pending
Evolve Bank and Trust v. BCC Capital Partners LLC et al	8:12cv01901	O'Connell	Pending
Sonam Bakshi v. Henry Samueli et al	2:06cv05036	Real	Reversed

Jury Demands

The number of jury demands by party type is shown below.



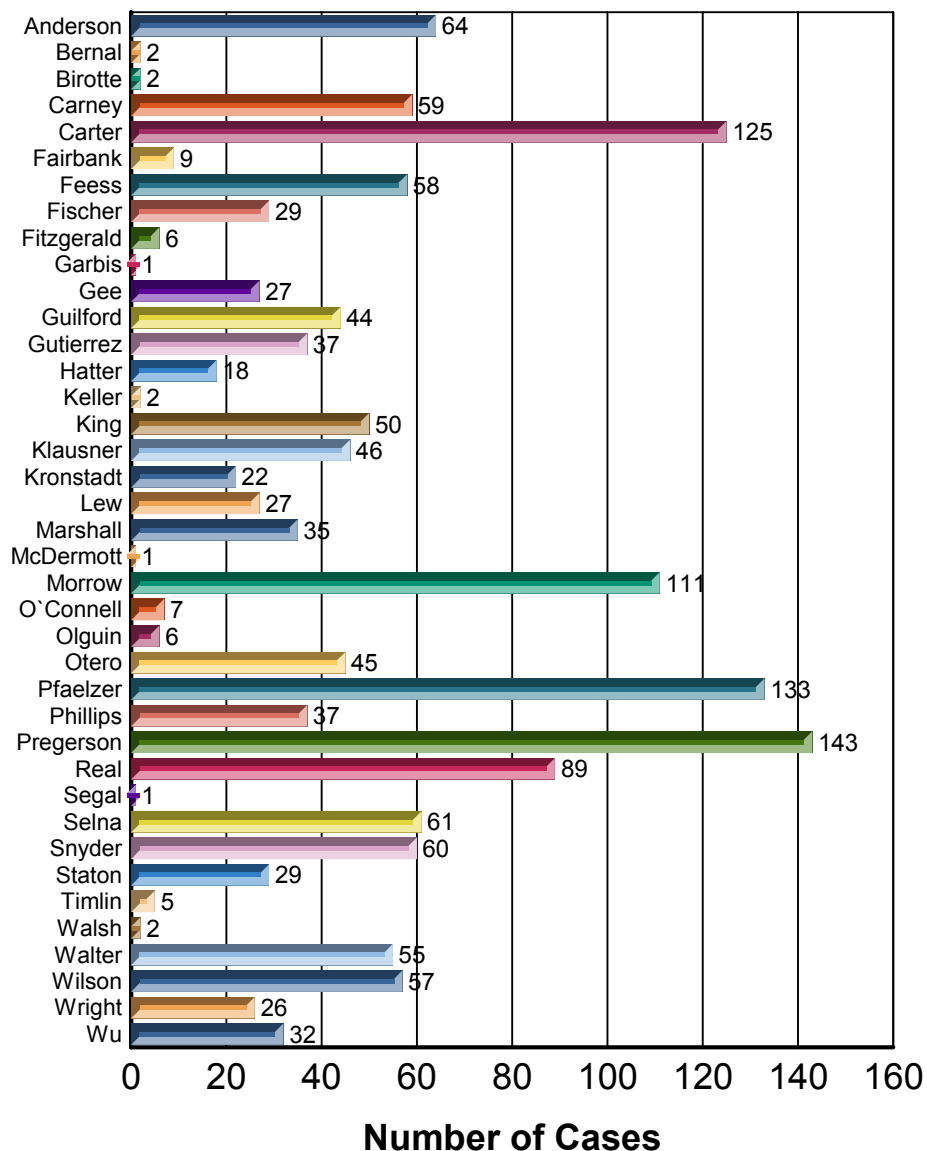
Experience

The active judges in the California Central District Court vary considerably in their exposure to securities cases in general and to significant motions in those cases.

Total Number of Securities Cases: By Judge

The total number of securities cases per judge is shown below, followed by a table listing the judge, total number of securities cases, total number of closed securities cases and total number of open securities cases.

Total Securities Cases: By Judge



	Total Number of Cases	Number of Closed Cases	Number of Open Cases
Total	1483	907	576
Anderson	42	19	23
Bernal	2	1	1
Birotte	2	1	1
Carney	56	45	11
Carter	121	45	76
Fairbank	9	8	1
Feess	51	28	23
Fischer	28	25	3
Fitzgerald	6	1	5
Garbis	1	1	0
Gee	27	20	7
Guilford	44	42	2
Gutierrez	37	36	1
Hatter	15	0	15
Keller	2	1	1
King	49	28	21
Klausner	44	31	13
Kronstadt	22	15	7
Lew	22	14	8
Marshall	32	12	20
McDermott	1	0	1
Morrow	106	31	75
O`Connell	7	4	3
Olguin	6	4	2
Otero	42	22	20
Pfaelzer	122	78	44
Phillips	36	14	22
Pregerson	141	103	38
Real	87	63	24
Segal	1	1	0
Selna	60	50	10
Snyder	59	38	21
Staton	29	27	2
Timlin	5	0	5

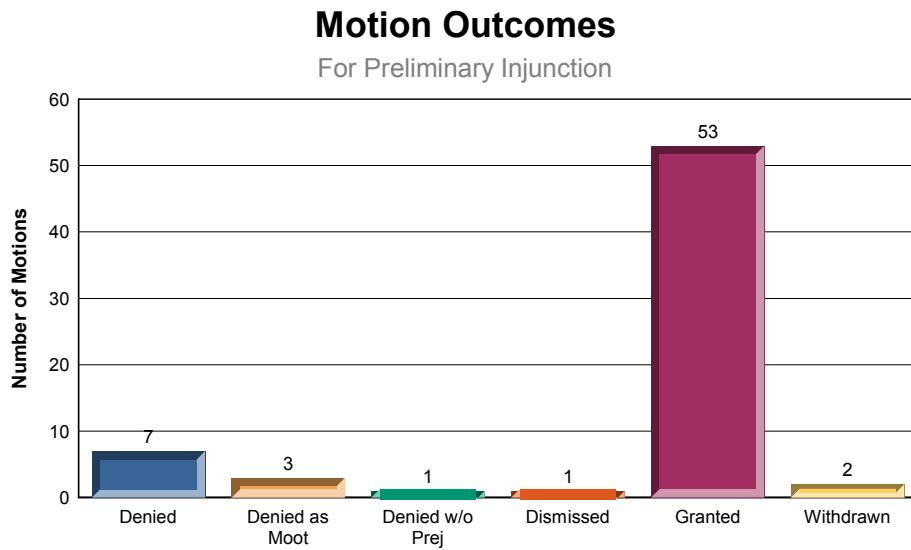
	Total Number of Cases	Number of Closed Cases	Number of Open Cases
Walsh	2	2	0
Walter	54	32	22
Wilson	55	19	36
Wright	26	22	4
Wu	32	24	8

Motion Outcomes

The win rates and times to decision on contested preliminary injunction, stay pending reexam, summary judgment, and transfer motions are shown below. A motion that is granted in part and denied in part is treated as "1/2" granted, and "1/2" denied.

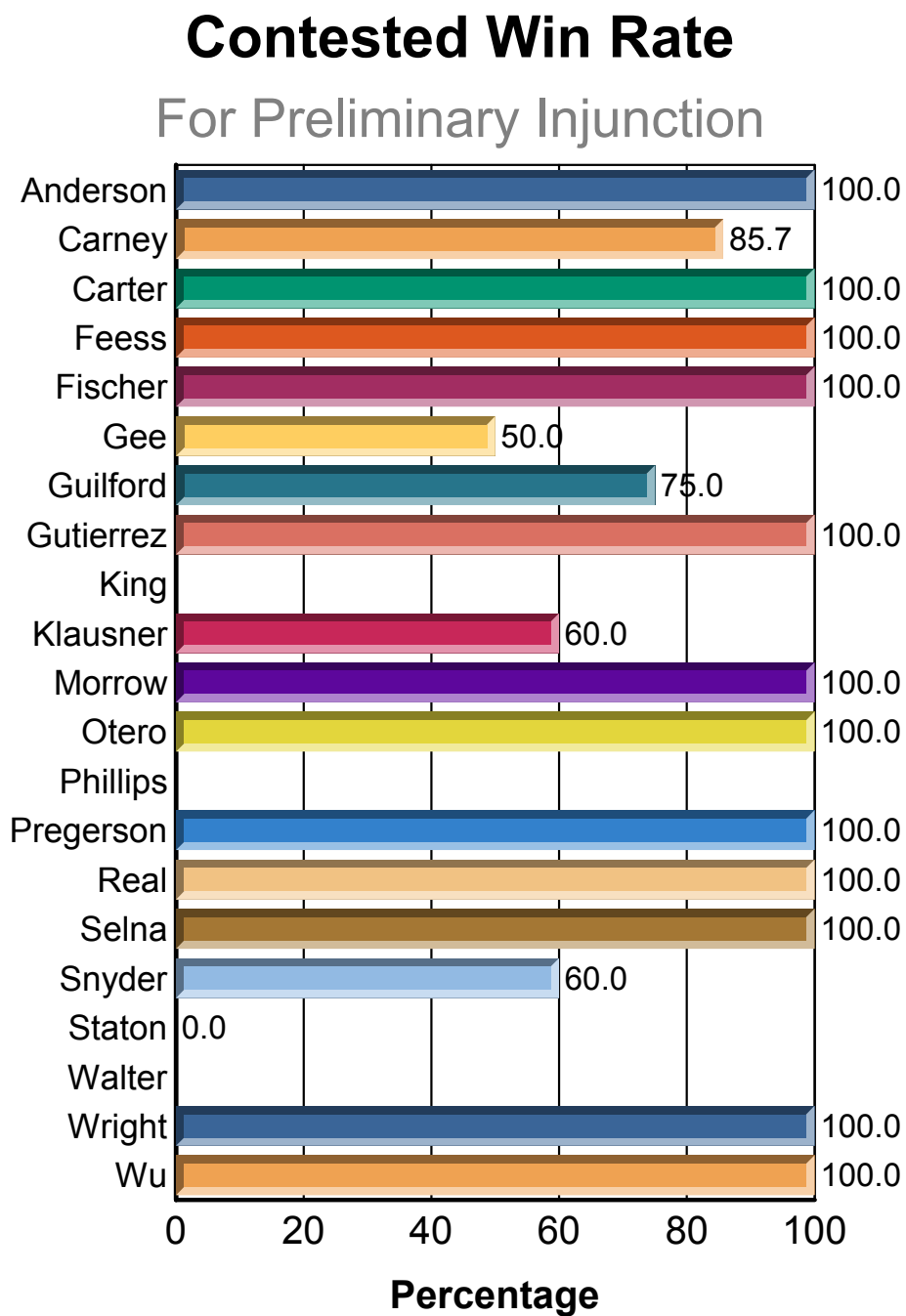
Preliminary Injunction

The number of Preliminary Injunction motions by outcome are shown below.



	Total
Total	67
Denied	7
Denied as Moot	3
Denied w/o Prej	1
Dismissed	1
Granted	53
Withdrawn	2

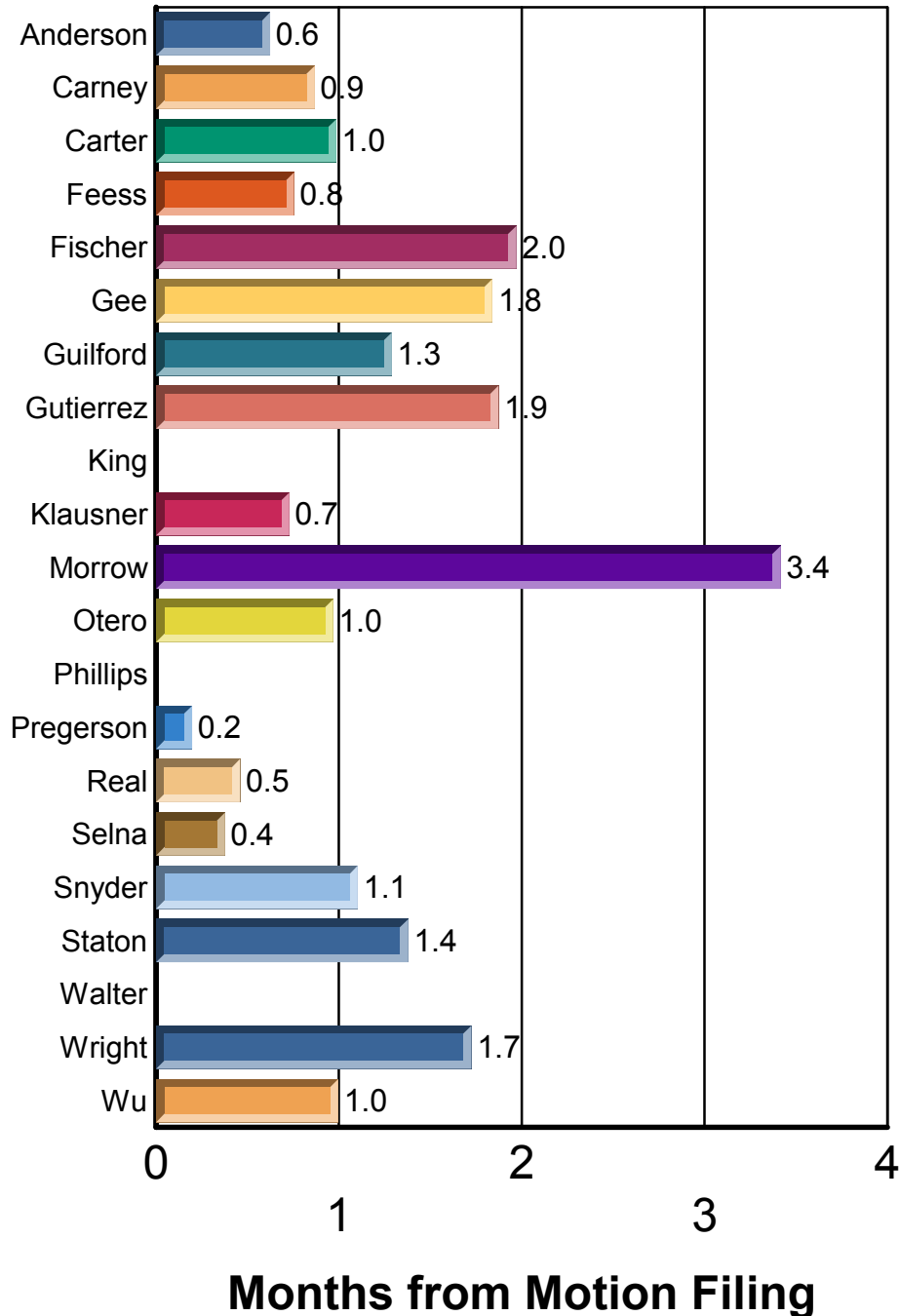
The win rates, by judge, on contested Preliminary Injunction motions are shown below. The win rate for judges with no contested decisions (if any) is left blank.



The average times from motion filing to decision, by judge, on contested Preliminary Injunction motions are shown below. The time for judges with no contested decisions (if any) is left blank.

Average Time to Decision, by Judge

For Preliminary Injunction

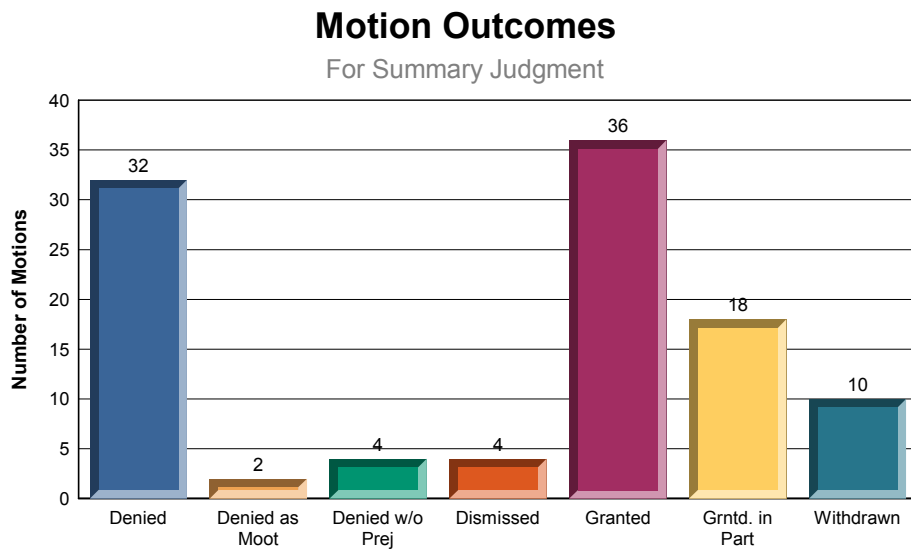


The supporting data for Preliminary Injunction motions is found in the following table:

	Total Motions	Contested Decisions	Win Rate	Time to Decision
District	67	49	83.7	1.1
Anderson	2	2	100.0	0.6
Carney	7	7	85.7	0.9
Carter	3	3	100.0	1.0
Feess	2	1	100.0	0.8
Fischer	1	1	100.0	2.0
Gee	2	2	50.0	1.8
Guilford	4	4	75.0	1.3
Gutierrez	4	3	100.0	1.9
King	1	0		
Klausner	5	5	60.0	0.7
Morrow	3	1	100.0	3.4
Otero	4	2	100.0	1.0
Phillips	2	0		
Pregerson	2	1	100.0	0.2
Real	6	4	100.0	0.5
Selna	3	2	100.0	0.4
Snyder	7	5	60.0	1.1
Staton	1	1	0.0	1.4
Walter	1	0		
Wright	4	2	100.0	1.7
Wu	3	3	100.0	1.0

Summary Judgment

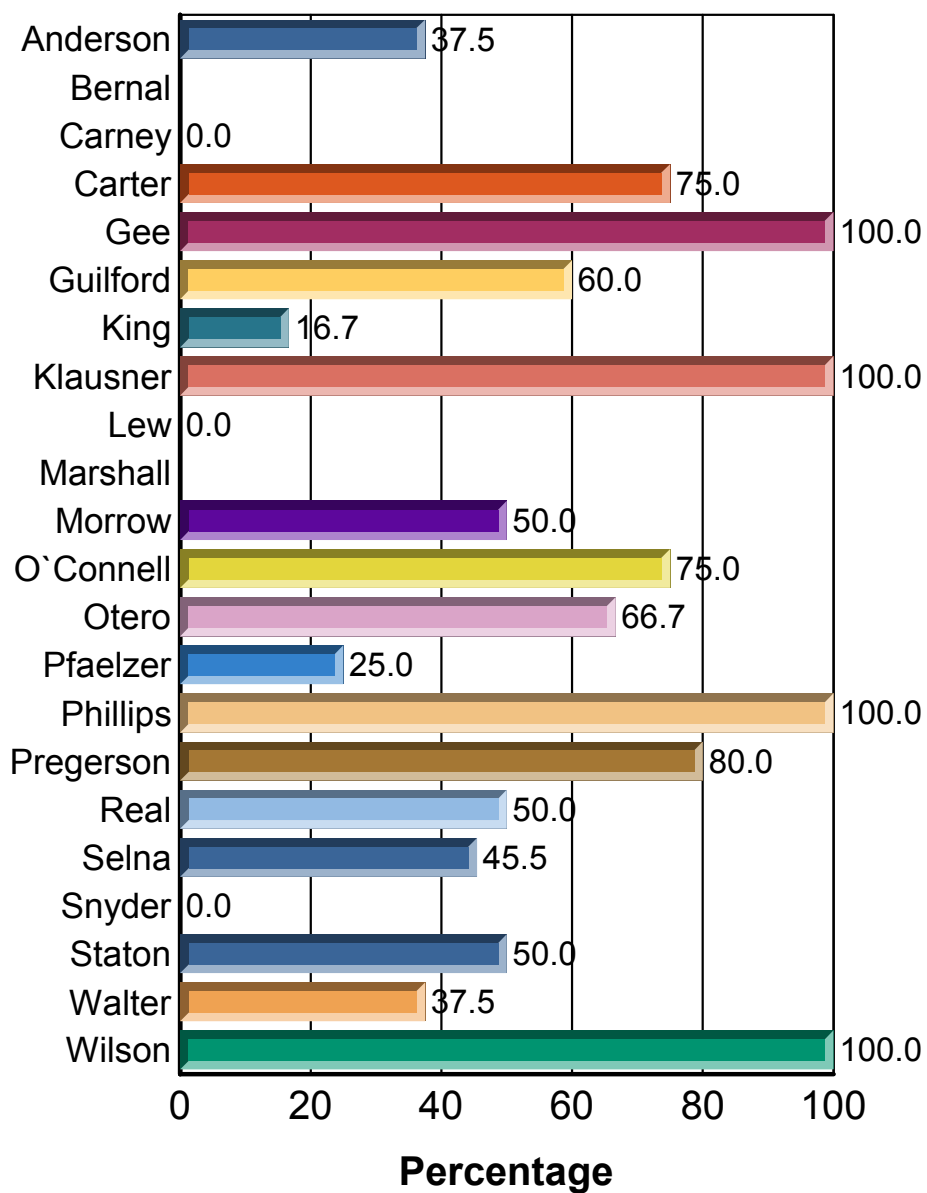
The number of Summary Judgment motions by outcome are shown below.



	Total
Total	106
Denied	32
Denied as Moot	2
Denied w/o Prej	4
Dismissed	4
Granted	36
Grntd. in Part	18
Withdrawn	10

The win rates, by judge, on contested Summary Judgment motions are shown below. The win rate for judges with no contested decisions (if any) is left blank.

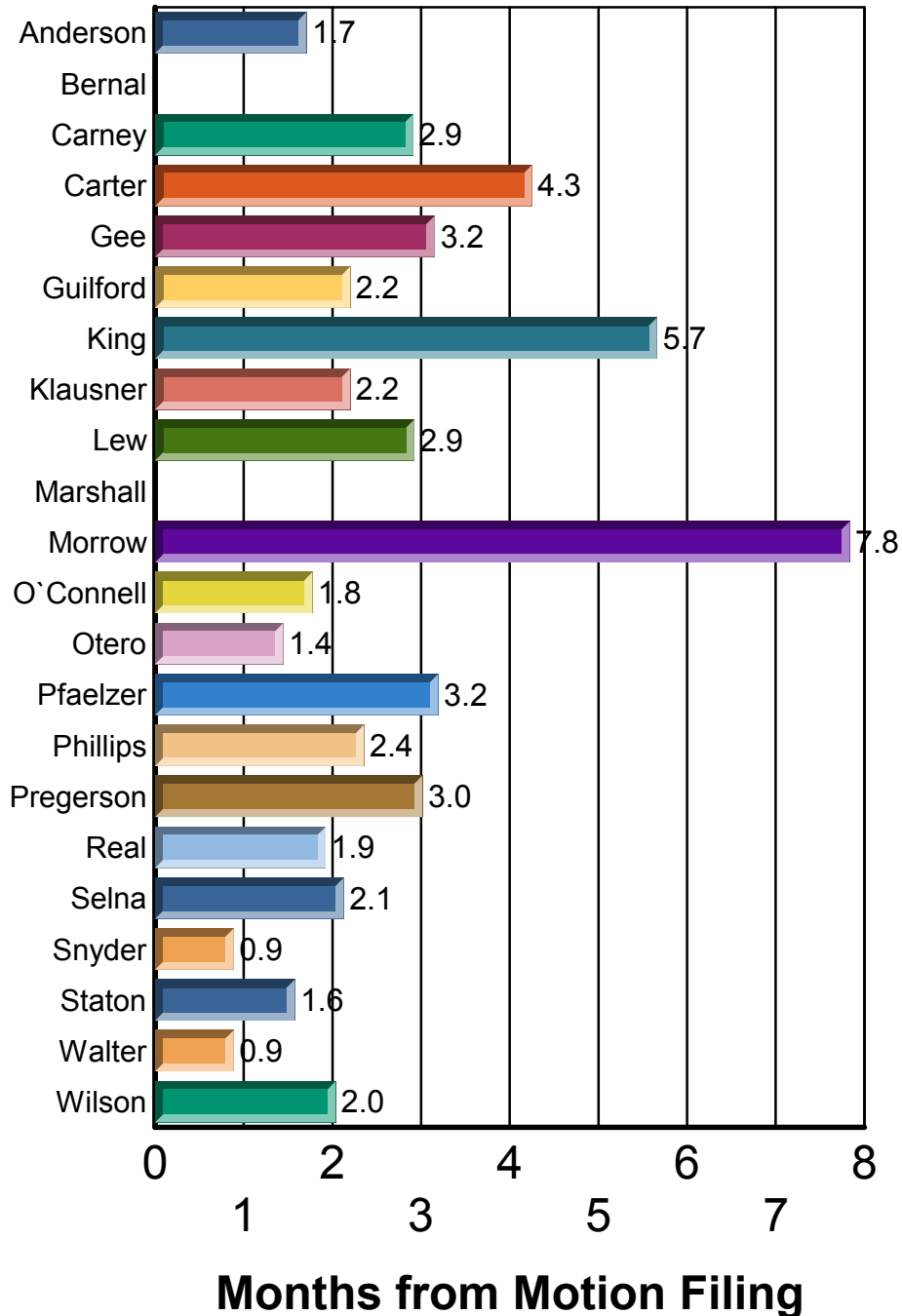
Contested Win Rate For Summary Judgment



The average times from motion filing to decision, by judge, on contested Summary Judgment motions are shown below. The time for judges with no contested decisions (if any) is left blank.

Average Time to Decision, by Judge

For Summary Judgment

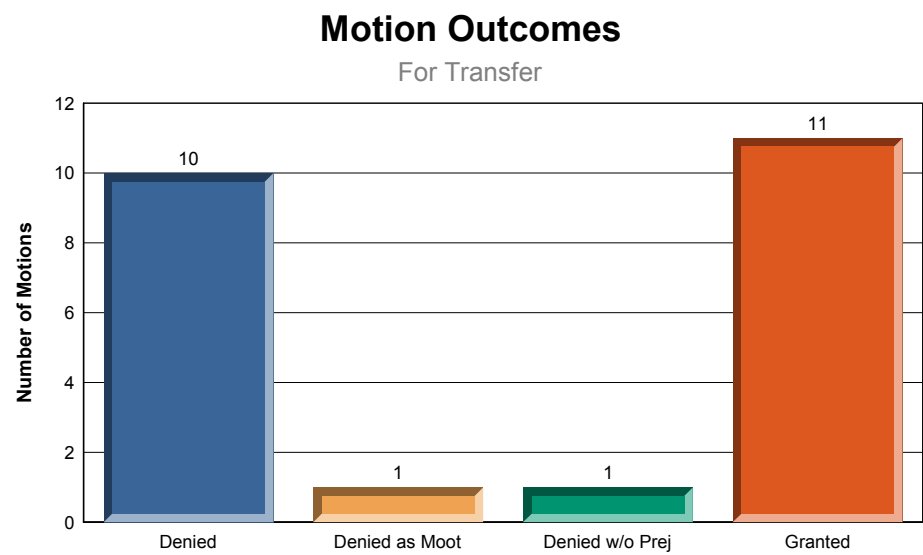


The supporting data for Summary Judgment motions is found in the following table:

	Total Motions	Contested Decisions	Win Rate	Time to Decision
District	106	90	50.0	2.8
Anderson	4	4	37.5	1.7
Bernal	1	0		
Carney	6	6	0.0	2.9
Carter	13	12	75.0	4.3
Gee	1	1	100.0	3.2
Guilford	6	5	60.0	2.2
King	3	3	16.7	5.7
Klausner	2	2	100.0	2.2
Lew	3	3	0.0	2.9
Marshall	1	0		
Morrow	2	2	50.0	7.8
O'Connell	3	2	75.0	1.8
Otero	3	3	66.7	1.4
Pfaelzer	20	10	25.0	3.2
Phillips	4	4	100.0	2.4
Pregerson	6	5	80.0	3.0
Real	10	10	50.0	1.9
Selna	11	11	45.5	2.1
Snyder	1	1	0.0	0.9
Staton	1	1	50.0	1.6
Walter	4	4	37.5	0.9
Wilson	1	1	100.0	2.0

Transfer

The number of Transfer motions by outcome are shown below.

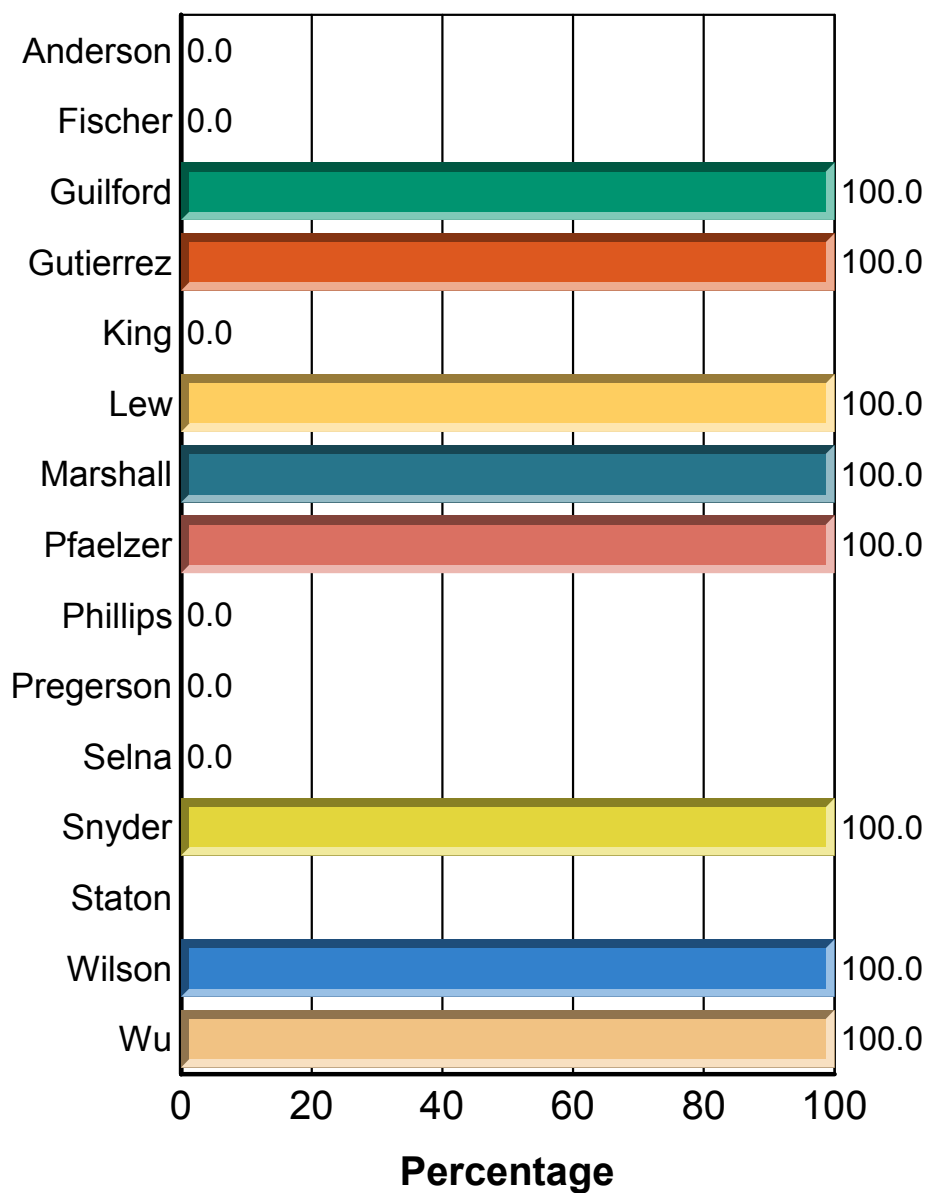


	Total
Total	23
Denied	10
Denied as Moot	1
Denied w/o Prej	1
Granted	11

The win rates, by judge, on contested Transfer motions are shown below. The win rate for judges with no contested decisions (if any) is left blank.

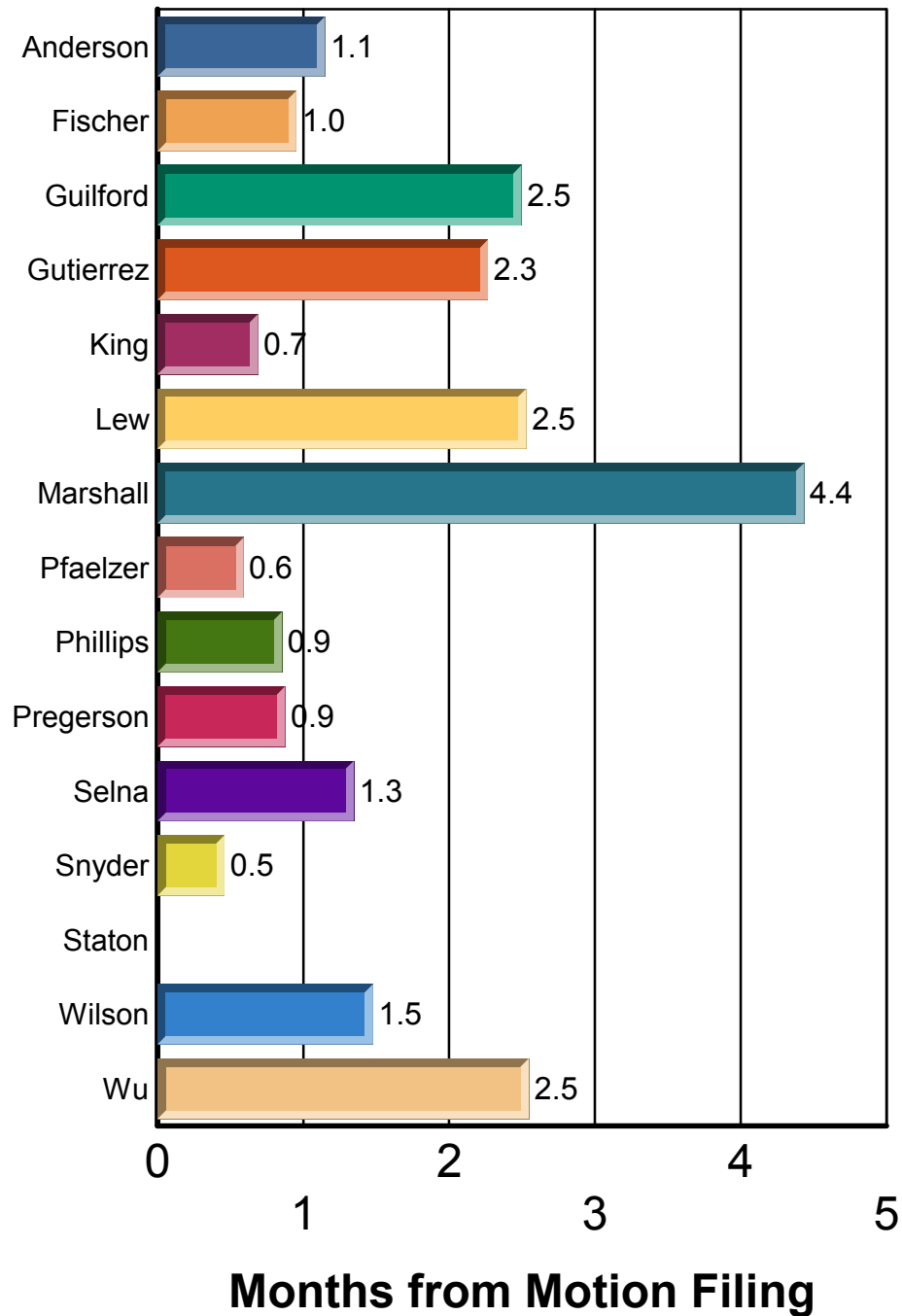
Contested Win Rate

For Transfer



The average times from motion filing to decision, by judge, on contested Transfer motions are shown below. The time for judges with no contested decisions (if any) is left blank.

Average Time to Decision, by Judge For Transfer

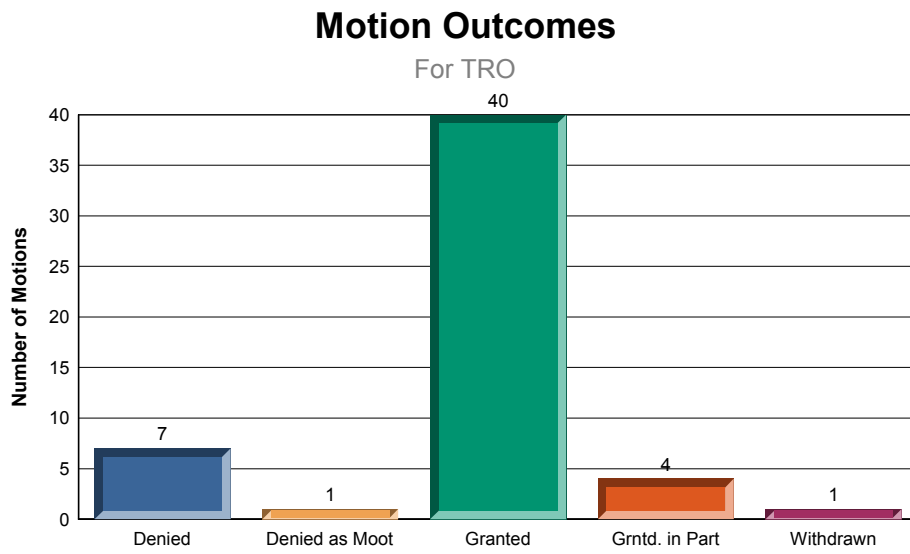


The supporting data for Transfer motions is found in the following table:

	Total Motions	Contested Decisions	Win Rate	Time to Decision
District	23	22	50.0	1.4
Anderson	1	1	0.0	1.1
Fischer	1	1	0.0	1.0
Guilford	1	1	100.0	2.5
Gutierrez	1	1	100.0	2.3
King	1	1	0.0	0.7
Lew	1	1	100.0	2.5
Marshall	1	1	100.0	4.4
Pfaelzer	3	3	100.0	0.6
Phillips	1	1	0.0	0.9
Pregerson	6	6	0.0	0.9
Selna	1	1	0.0	1.3
Snyder	1	1	100.0	0.5
Staton	1	0		
Wilson	1	1	100.0	1.5
Wu	2	2	100.0	2.5

TRO

The number of TRO motions by outcome are shown below.

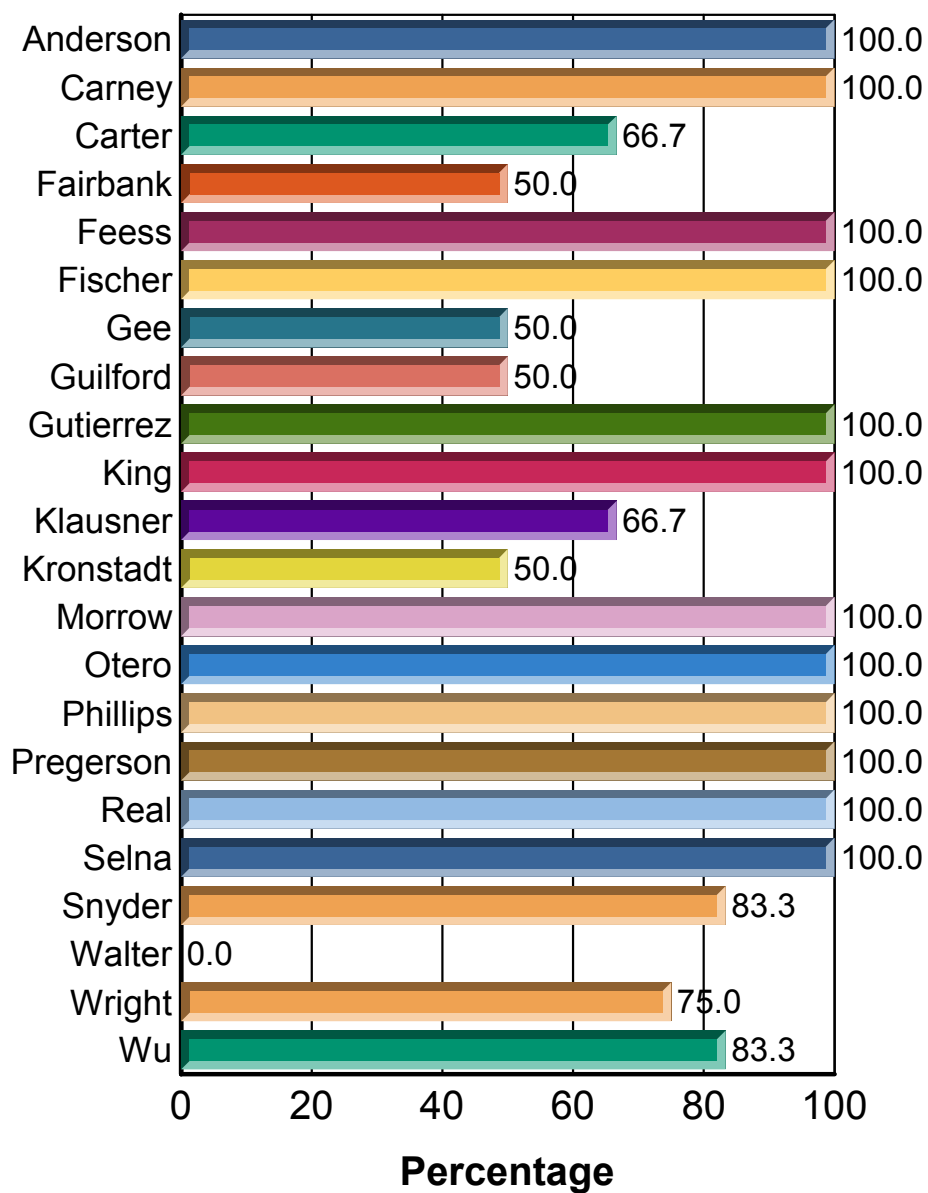


	Total
Total	53
Denied	7
Denied as Moot	1
Granted	40
Grntd. in Part	4
Withdrawn	1

The win rates, by judge, on contested TRO motions are shown below. The win rate for judges with no contested decisions (if any) is left blank.

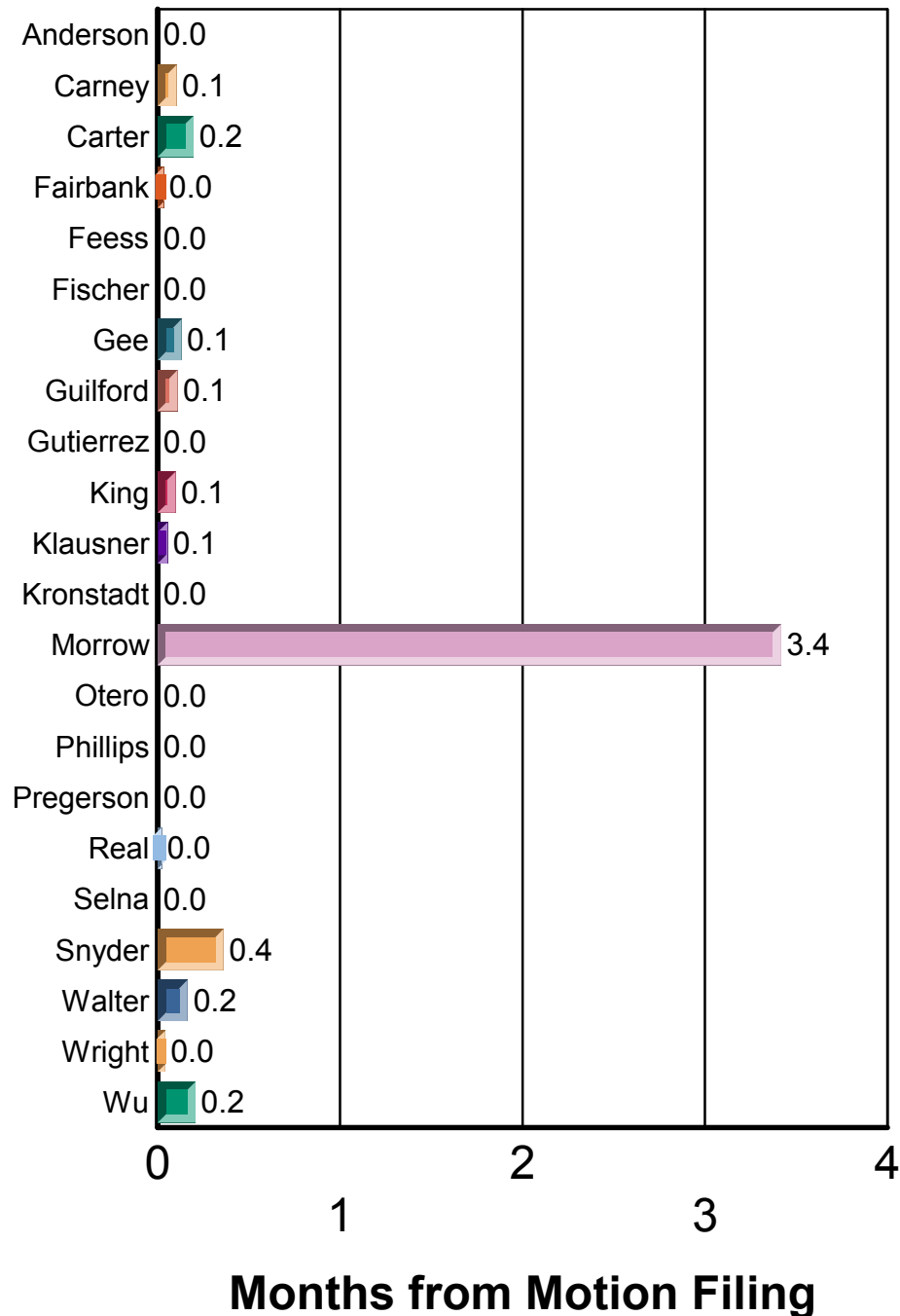
Contested Win Rate

For TRO



The average times from motion filing to decision, by judge, on contested TRO motions are shown below. The time for judges with no contested decisions (if any) is left blank.

Average Time to Decision, by Judge For TRO



The supporting data for TRO motions is found in the following table:

	Total Motions	Contested Decisions	Win Rate	Time to Decision
District	53	51	82.4	0.2
Anderson	1	1	100.0	0.0
Carney	6	6	100.0	0.1
Carter	3	3	66.7	0.2
Fairbank	1	1	50.0	0.0
Feess	1	1	100.0	0.0
Fischer	1	1	100.0	0.0
Gee	2	2	50.0	0.1
Guilford	3	3	50.0	0.1
Gutierrez	2	2	100.0	0.0
King	1	1	100.0	0.1
Klausner	3	3	66.7	0.1
Kronstadt	1	1	50.0	0.0
Morrow	2	1	100.0	3.4
Otero	2	2	100.0	0.0
Phillips	2	1	100.0	0.0
Pregerson	1	1	100.0	0.0
Real	3	3	100.0	0.0
Selna	4	4	100.0	0.0
Snyder	6	6	83.3	0.4
Walter	1	1	0.0	0.2
Wright	4	4	75.0	0.0
Wu	3	3	83.3	0.2